

Over 4 Million
Copies of The
Complete Book Series in Print!

AMERICAN EDUCATION PUBLISHING™

Preschool-1



THE COMPLETE BOOK OF THE ALPHABET

- A Variety of Lessons to Teach and Reinforce the Alphabet
- Beginning Consonant and Vowel Sounds
- Review Lessons
- Handwriting Practice
- Alphabet Songs, Rhymes, and Activities



THE COMPLETE BOOK OF **ALPHABET**



AMERICAN
EDUCATION
PUBLISHING

Columbus, Ohio



Table of Contents

Letter Recognition A-Z

Letter Aa	6-9
Letter Bb	10-14
Letter Cc	15-19
Letter Dd	20-24
Letter Ee	25-28
Letter Ff	29-33
Review Letters Aa-Ff	34-40
Letter Gg	41-45
Letter Hh	46-50
Letter Ii	51-54
Letter Jj	55-59
Review Letters Aa-Jj	60-66
Letter Kk	67-71
Letter Ll	72-76
Letter Mm	77-81
Letter Nn	82-86
Letter Oo	87-91
Review Letters Aa-Oo	92-97
Letter Pp	98-102
Letter Qq	103-107
Letter Rr	108-112
Letter Ss	113-117
Letter Tt	118-122
Review Letters Aa-Tt	123-131
Letter Uu	132-135
Letter Vv	136-140
Letter Ww	141-145
Letter Xx	146-149
Letter Yy	150-154

Letter Zz	155-158
Review Letters Aa-Zz	159-182

Letter Sounds A-Z

Vowel Aa	184
Beginning Consonant Bb	185
Beginning Consonant Cc	186
Beginning Sounds	
Aa, Bb, Cc	187
Beginning Consonant Dd	188
Vowel Ee	189
Beginning Consonant Ff	190
Beginning Sounds	
Dd, Ee, Ff	191
Beginning Consonant Gg	192
Beginning Consonant Hh	193
Beginning Sounds	
Ff, Gg, Hh	194
Vowel Ii	195
Beginning Sounds	
Gg, Hh, Ii	196
Beginning Consonant Jj	197
Beginning Consonant Kk	198
Beginning Consonant Ll	199
Beginning Sounds Jj, Kk, Ll	200
Beginning Consonant Mm	201
Beginning Consonant Nn	202
Vowel Oo	203
Beginning Sounds	
Mm, Nn, Oo	204

Beginning Consonant Pp .	205
Beginning Sounds	
Mm, Nn, Pp	206
Beginning Consonant Qq .	207
Beginning Consonant Rr . .	208
Beginning Sounds	
Pp, Qq, Rr	209
Beginning Consonant Ss . .	210
Beginning Sounds	
Qq, Rr, Ss	211
Beginning Consonant Tt . .	212
Vowel Uu	213
Beginning Sounds	
Ss, Tt, Uu	214
Beginning Consonant Vv .	215
Beginning Consonant Ww .	216
Beginning Sounds	
Tt, Vv, Ww	217
Consonant Xx	218
Beginning Sounds	
Vv, Ww, Xx	219
Beginning Consonant Yy .	220
Beginning Consonant Zz . .	221
Beginning Sounds	
Xx, Yy, Zz	222
Beginning Sounds Yy, Zz . .	223
Review Letters Aa-Zz	224
Ending Consonant	
Sounds	225-227
Beginning and Ending	
Consonants	228-229
Short Vowels	230

Review Short Vowels Aa, Ii .	231
Review Short Vowels Aa, Ii,	
Oo, Uu, Ee	232
Vowel Sounds	233
Long Vowels	234
Review Long Vowels	235
Short and Long Vowels . . .	236
Words With a	237
Words With e	238
Words With i	239
Words With o	240
Words With u	241
Review Short and	
Long Vowels	242
My Vowel List	243
Super Silent e	244
Consonant Blends . . .	245-246
Ending Consonant	
Blends	247-248
Rhyming Words	249-252


Printing Letters and Words A-Z

Aa-Zz	254-306
-----------------	---------

Songs, Rhymes, and Activities for Every Letter A-Z

Aa-Zz	309-335
-----------------	---------

Answer Key	336-352
-----------------------------	---------





Name _____

Letter Uppercase

 Trace the letters.


Letter Lowercase

 Trace the letters.


These pictures begin with the letter **Aa**.  Color the pictures.





Name _____



Circle the **A** or **a** in these words:

apple

alligator

angel

bat

Amy

dance

Andy

art

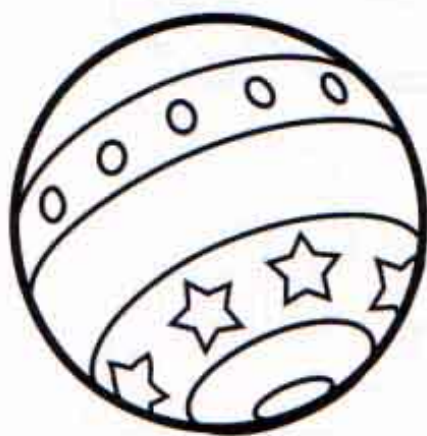

ambulance

draw

teacher

nap



The letter **Aa** can have more than one sound.  **Circle** the pictures that start with the sound of **Aa**.  **Color** the pictures.




Name _____



These words start with **A** or **a**.

 **Write** the **lowercase a** on the line.
Color the pictures. 




A is for _____pple.



A is for _____ngel.





A is for _____nt.




Name _____




You can help the  find the .

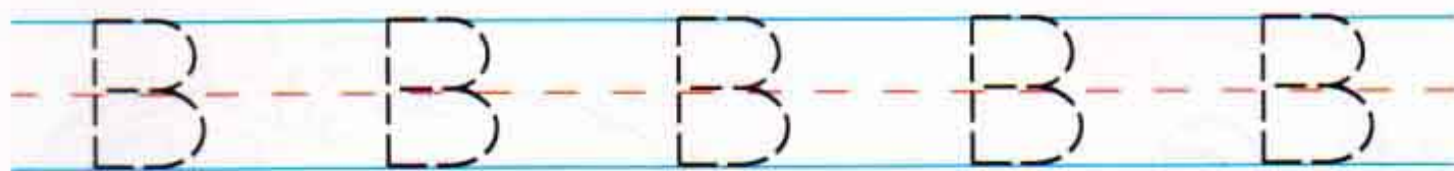

 **Draw** a line to follow the letters **A** and **a**.
Color the picture. 




Name _____

Letter Uppercase


 Trace the letters.





Letter Lowercase

 Trace the letters.




These pictures begin with the letter **Bb**.  Color the pictures.








Name _____

 Circle the **B** or **b** in these words:

Bill	brown	doll	Bonnie
boy	baby	balloon	pig
bat	book	butter	band

 Circle the pictures that start with the sound of **Bb**.
Color the pictures.




Name _____




These words start with **B** or **b**.


 **Write** the **lowercase b** on the line.
Color the pictures. 



B is for _____uttons.



B is for _____at.




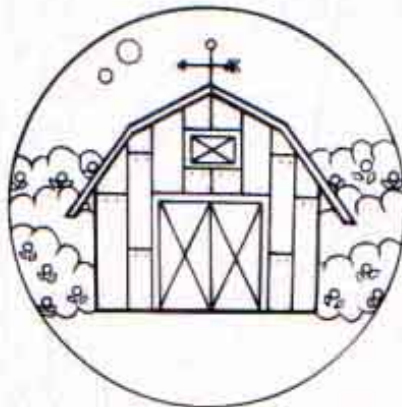
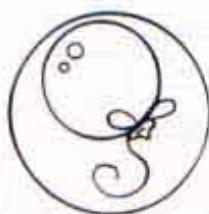
B is for _____ug.



Name _____

Bobby Bear blows beautiful bubbles.


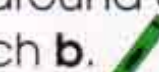
 **Color** the bubbles with pictures that begin with the sound of **Bb**.



Name _____



Find each hidden **B** and **b**.


 Draw a **blue** circle around each **B** and a **green** circle around each **b**. 

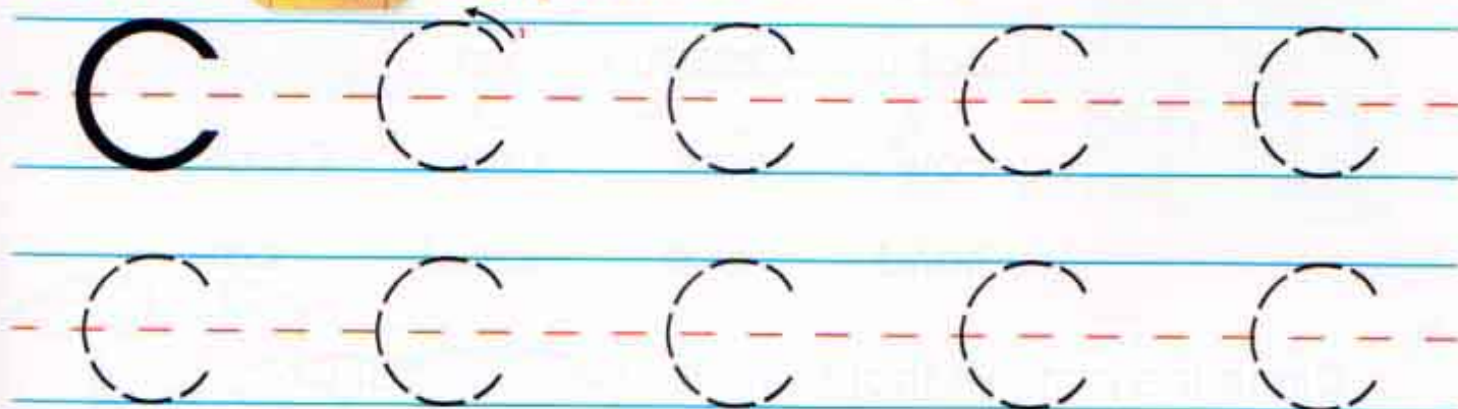




Name _____

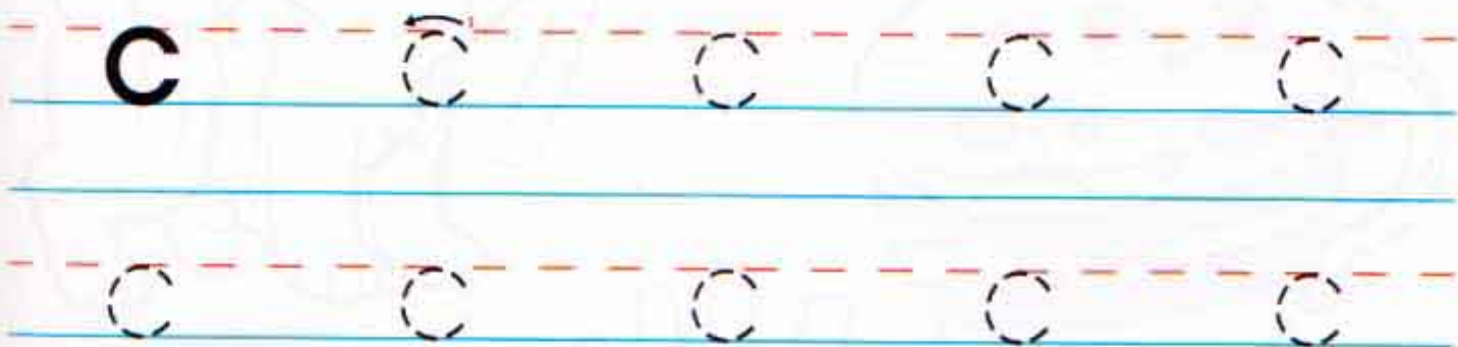
Letter Uppercase


 Trace the letters.





Letter Lowercase

 Trace the letters.



These pictures begin with the letter Cc.  Color the pictures.








Name _____

 **Circle** the C or c in these words:

cat	Casey	ran	can
cow	corn	cup	Carol
hand	wall	crack	car

 **Circle** the pictures that start with the sound of Cc.
Color the pictures.








Name _____



These words start with **C** or **c**.


 **Write** the **lowercase c** on the line.
Color the pictures. 



C is for _____ow.



C is for _____up.


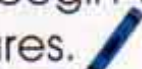


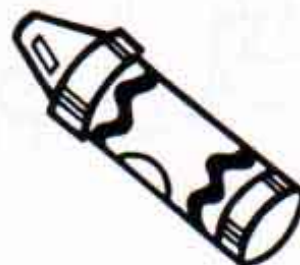
C is for _____at.

Name _____



Help Calico Cat catch what she is chasing.

 **Circle** the pictures that begin with the sound of **Cc**. **Color** the pictures. 






Name _____


Find each **C** and **c** that the cat has made with the yarn.

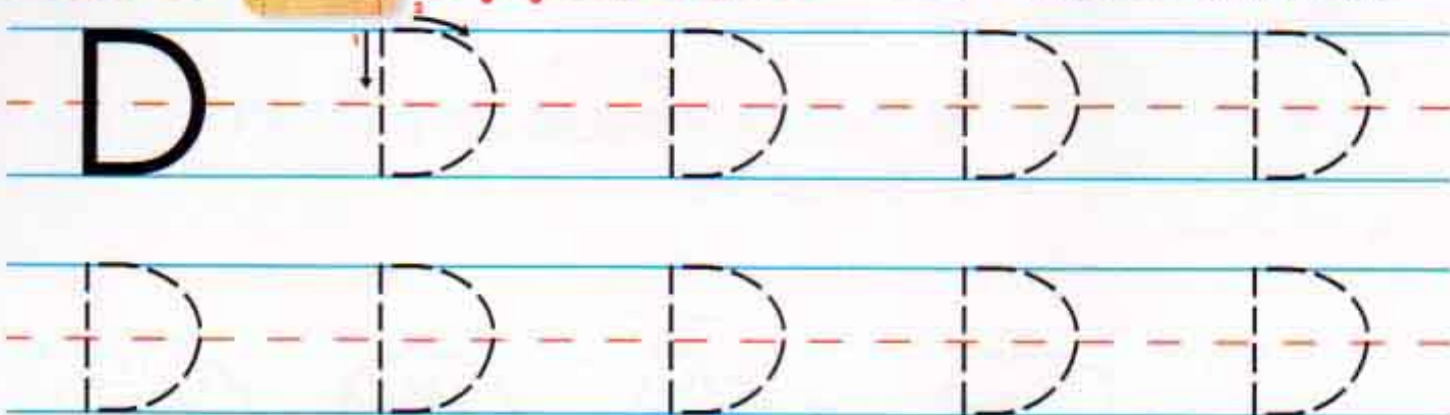
 Color the **UPPERCASE C's** **red**. Color the lowercase **c's** **yellow**. 




Name _____

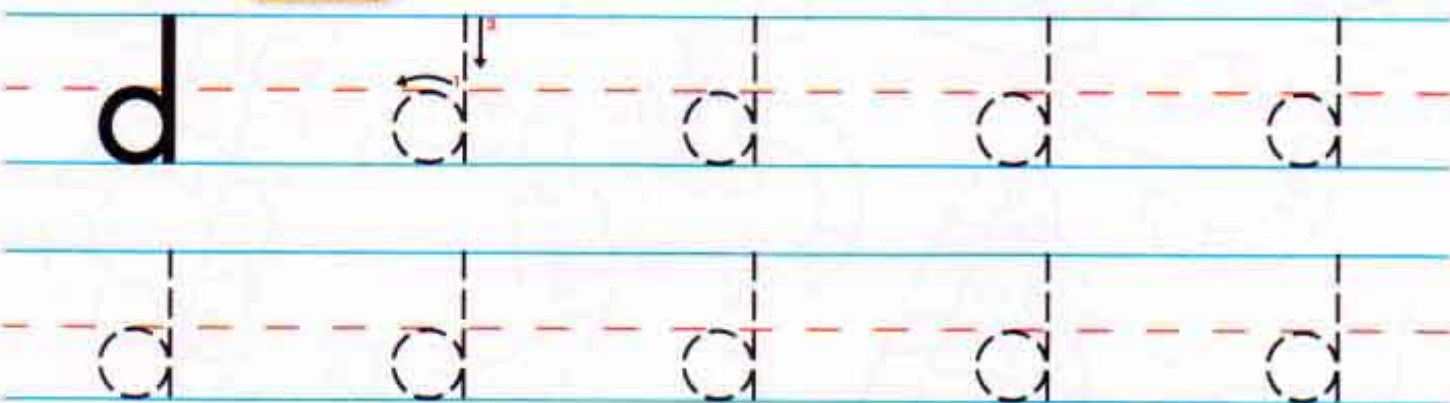
Letter Uppercase


 Trace the letters.




Letter Lowercase

 Trace the letters.



These pictures begin with the letter **Dd**.  Color the pictures.





Name _____



Circle the **D** or **d** in these words:

doll

Darcy

desk

big

door

David

jump

dog


pig

Daddy

duck

Debbie



 **Circle** the pictures that start with the sound of **Dd**.
Color the pictures.



Name _____




These words start with **D** or **d**.


 **Write the lowercase d** on the line.
Color the pictures. 



D is for _____og.



D is for _____rum.



D is for _____uck.




Name _____

Help Danny Duck find his way to the pond.



Color the pictures that begin with the sound of **Dd**.





Name _____



 **Color** the spaces with the letters **D** or **d** **purple**. **Color** the spaces with the other letters **orange**. 

What did you find?



Color the doll, too! 



Name _____

Letter Uppercase



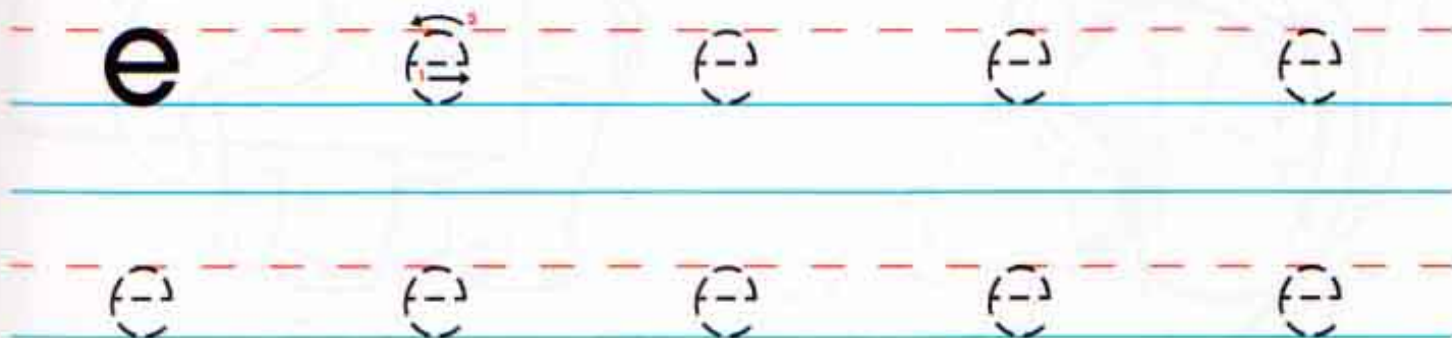
Trace the letters.



Letter Lowercase





Trace the letters.



These pictures begin with the letter **Ee**.



Color the pictures.




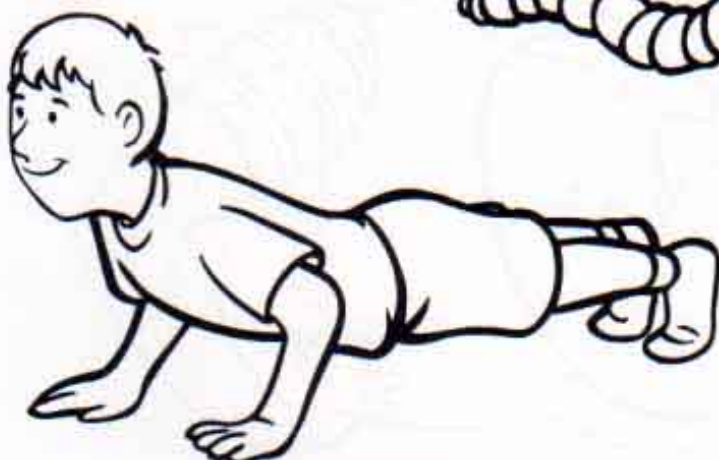

Name _____



Circle the **E** or **e** in these words:

ear	Elizabeth	his	eleven
dog	house	earth	Eric
ball	elf	cat	envelope

The letter **Ee** can have more than one sound. Circle the pictures that start with the sound of **Ee**. Color the pictures.


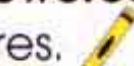


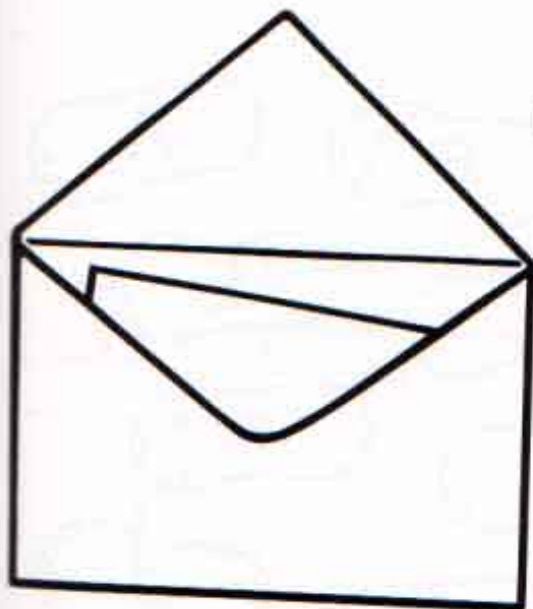


Name _____




These words start with **E** or **e**.


 Write the **lowercase e** on the line.
Color the pictures. 



E is for _____nvelope.




E is for _____ggs.








E is for _____lephant.

Name _____



Help the  find its way to the circus tent.


 Color the s with **E** or **e** **brown**.
 Color the other s **green**. Color the rest of the picture.







Name _____

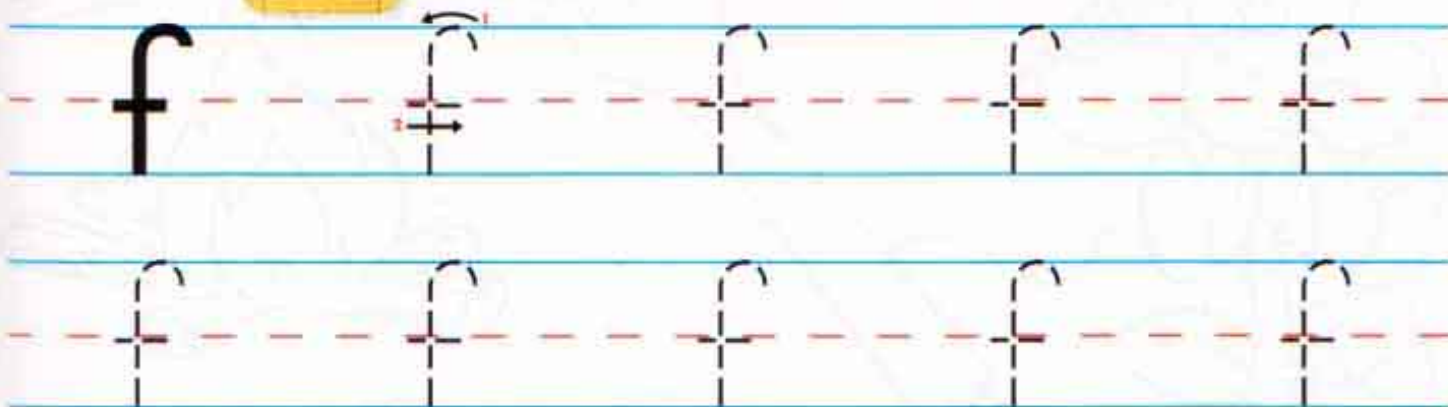
Letter Uppercase

 Trace the letters.




Letter Lowercase

 Trace the letters.



These pictures begin with the letter **Ff**.  Color the pictures.










Name _____

 **Circle** the **F** or **f** in these words:

fire	Faye	took	fork
table	Fred	car	farm
Father	ten	four	fish

 **Circle** the pictures that start with the sound of **Ff**.
Color the pictures.



Name _____





These words start with **F** or **f**.

 Write the lowercase **f** on the line.
Color the pictures. 



F is for _____rog.

F is for _____ish.




F is for _____an.

Name _____



Help the firefighter find each **F** and **f**.

Color a **blue** of water around each **F**. Color a **green** of water around each **f**. Color the picture.


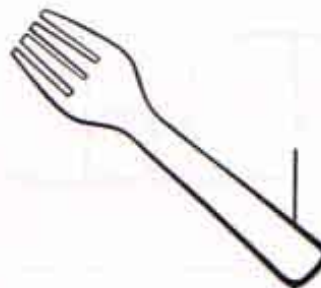




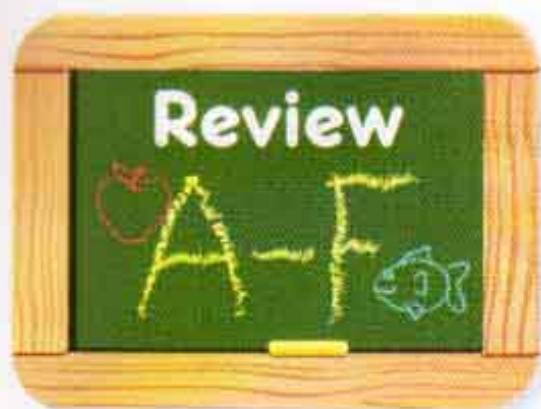


Name _____



Color each picture on the fence that begins with the sound of **Ff**.





Name _____



Practice **writing** the letters **Aa-Ff**
by **tracing** the **UPPER** and **lowercase**
letters below.

Aa Aa Aa Aa


Bb Bb Bb Bb

Cc Cc Cc Cc

Dd Dd Dd Dd

Ee Ee Ee Ee

Ff Ff Ff Ff



Name _____

 **Trace** the letters **Aa-Ff**. Then practice **writing** them on the lines below.

Aa

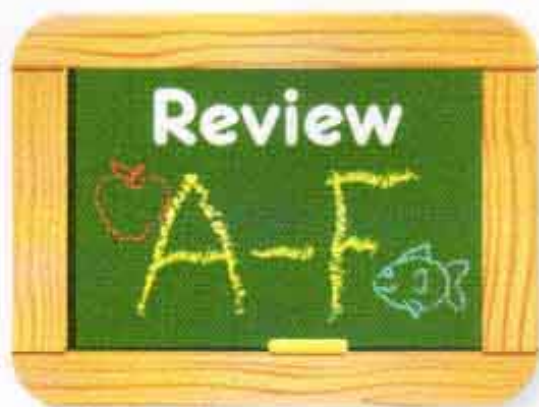
Bb

Cc


Dd





Ee

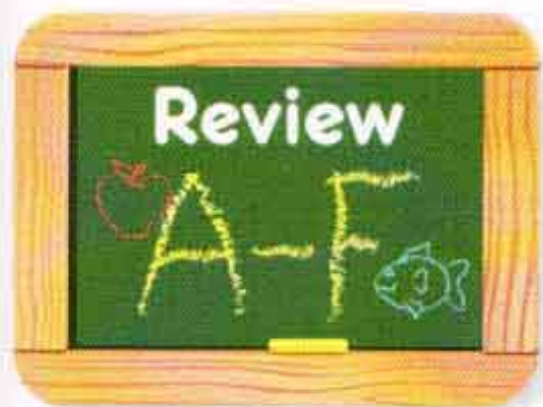
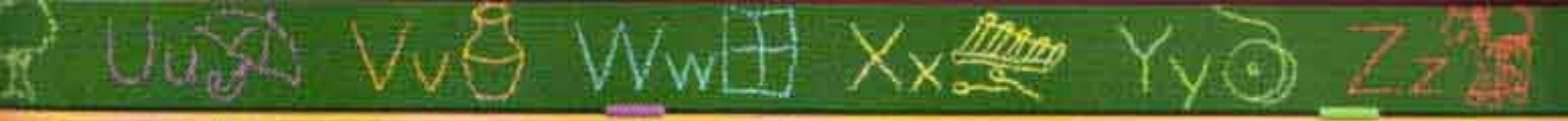
Ff




Name _____




 Draw a line to connect the **UPPER** and **lowercase** letters that belong together.






Name _____


 **Draw** a line to connect the **UPPER** and **lowercase** letters that belong together.





Name _____

Alphabet Dot-to-Dot


Connect the dots as you say the alphabet, starting with the letter **A**.


Color the picture.
 

C • • D







Name _____




Match the **UPPER** and **lowercase** letters.



Match beginning sounds with pictures.

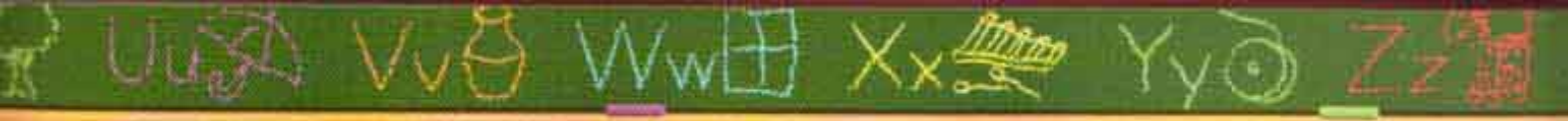
 **Trace** the letters. **Color** the pictures. 

 **Draw** a line from the **UPPERCASE** letter to the picture that starts with that sound. Then **draw** a line to the **lowercase** letter that matches it.



Name _____





Name _____

Letter



Uppercase



Trace the letters.

G



Letter

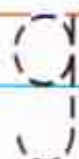
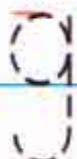
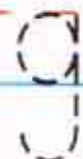
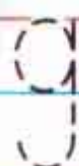
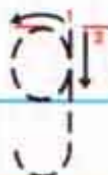


Lowercase



Trace the letters.



g



These pictures begin with the letter **Gg**.



Color the pictures.



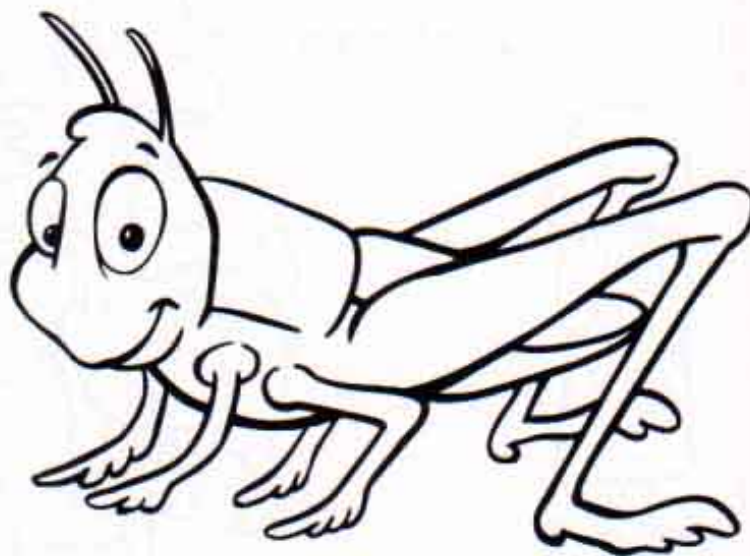


Name _____

Circle the **G** or **g** in these words:

goat Gregory park gate
 great tree Gloria gift
 goose garden Georgia gym


The letter **Gg** can have more than one sound. Circle the pictures that start with the sound of **Gg**. Color the pictures.







Name _____

These words start with **G** or **g**.

 **Write** the **lowercase g** on the line.
Color the pictures. 



G is for _____ lass.



G is for _____ ift.






G is for _____ irl.



Name _____


Which cars need gas?

 **Draw** a line from the gas pump to each car that has a driver that begins with **G** or **g**.
Color the picture. 






Name _____



Look at each sign in the garden.

 Trace each **G** and **g**. Then color each sign with **G** red  and **g** blue .



How many?

I have
____ G's
____ g's

Name _____

Letter Uppercase



Trace the letters.






Letter Lowercase



Trace the letters.



These pictures begin with the letter **Hh**.  Color the pictures.



Name _____



Circle the H or h in these words:

Heather hose house Ben



Henry horse Amy fat

hand heart hat help



Circle the pictures that start with the sound of Hh.

Color the pictures.



Name _____



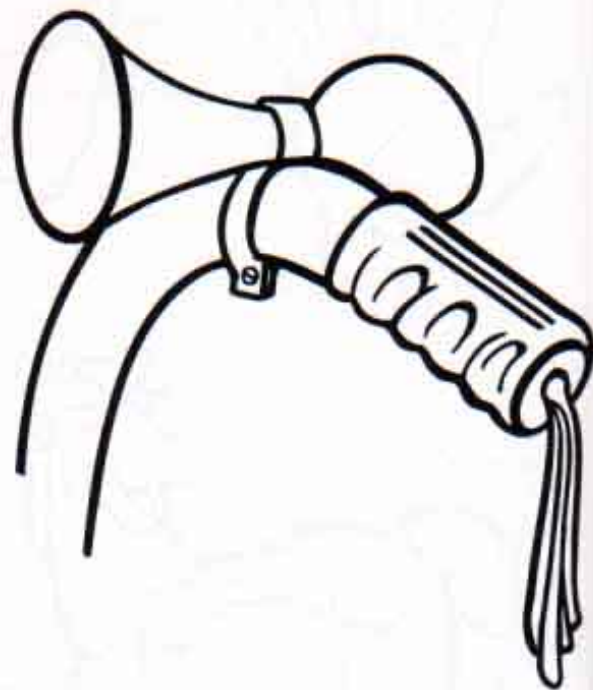
These words start with **H** or **h**.

 **Write** the **lowercase h** on the line.
Color the pictures. 




H is for _____elicopter.

H is for _____orn.





H is for _____at.






Name _____



How many pictures can you find that begin with the sound of **Hh**?

 **Circle** them! **Color** the picture! 

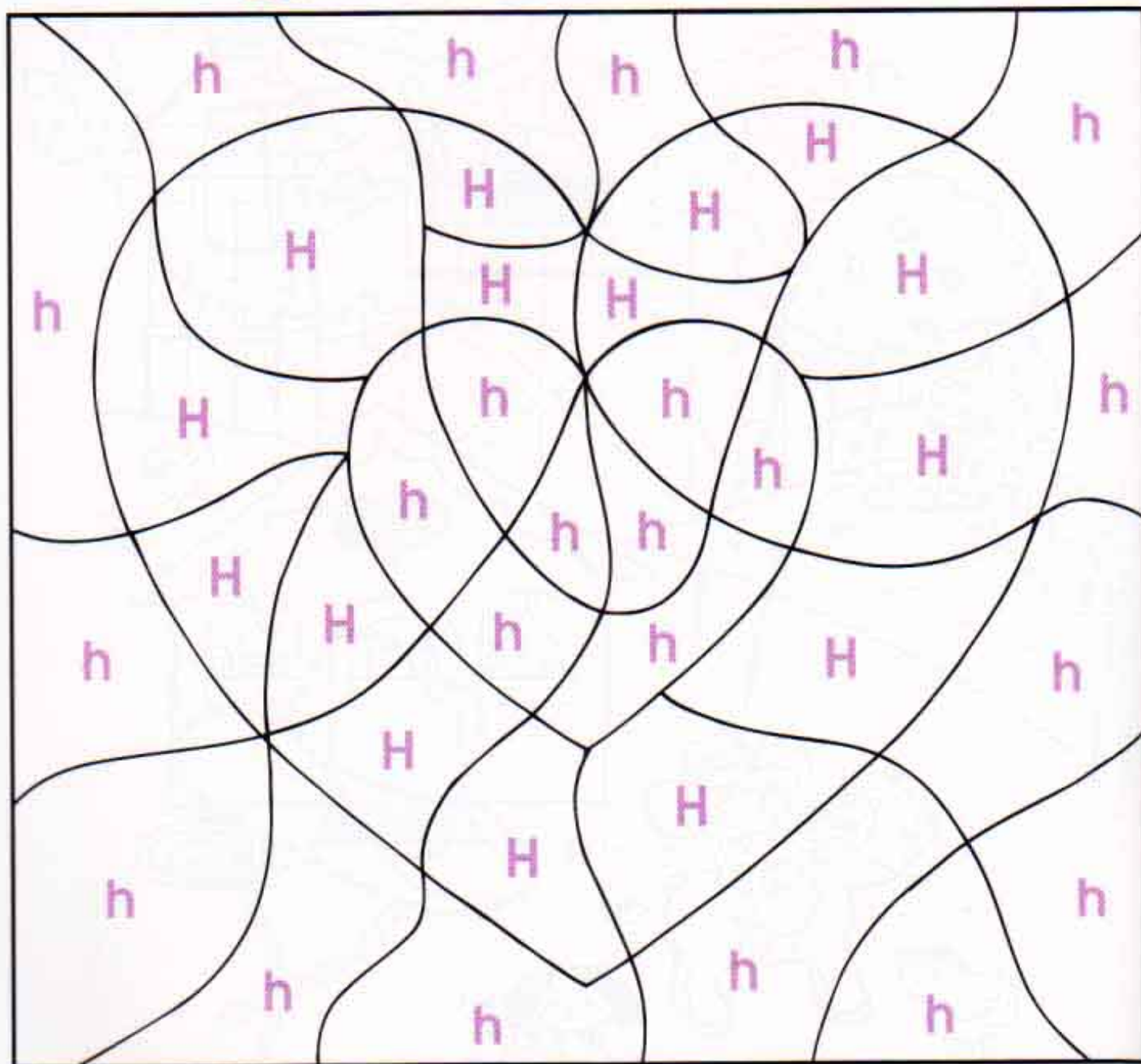




Name _____

 **Color** the spaces with the **UPPERCASE H** **red**.  **Color** the spaces with the **lowercase h** **purple**.

What did you find?



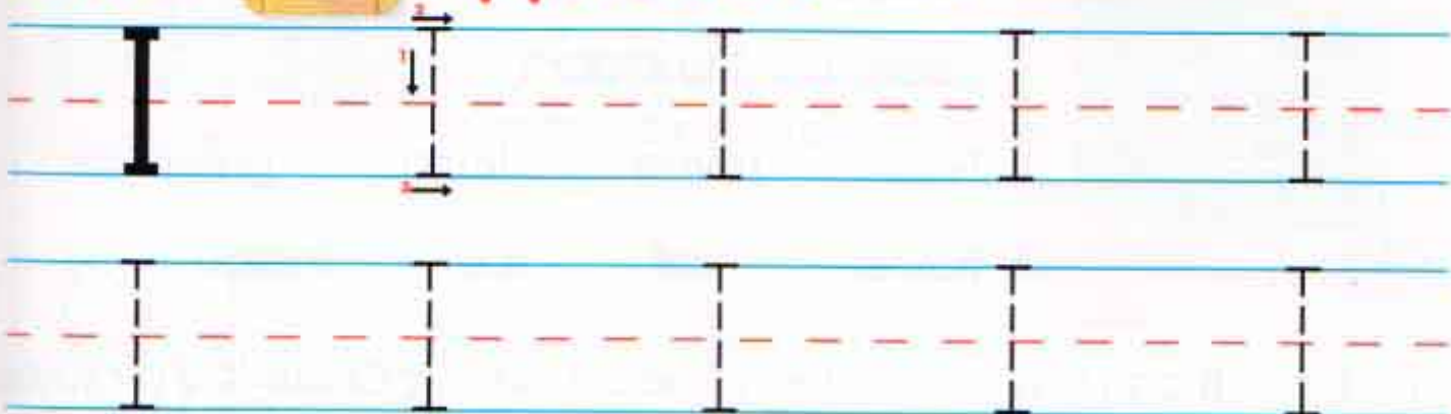


Name _____

Letter Uppercase



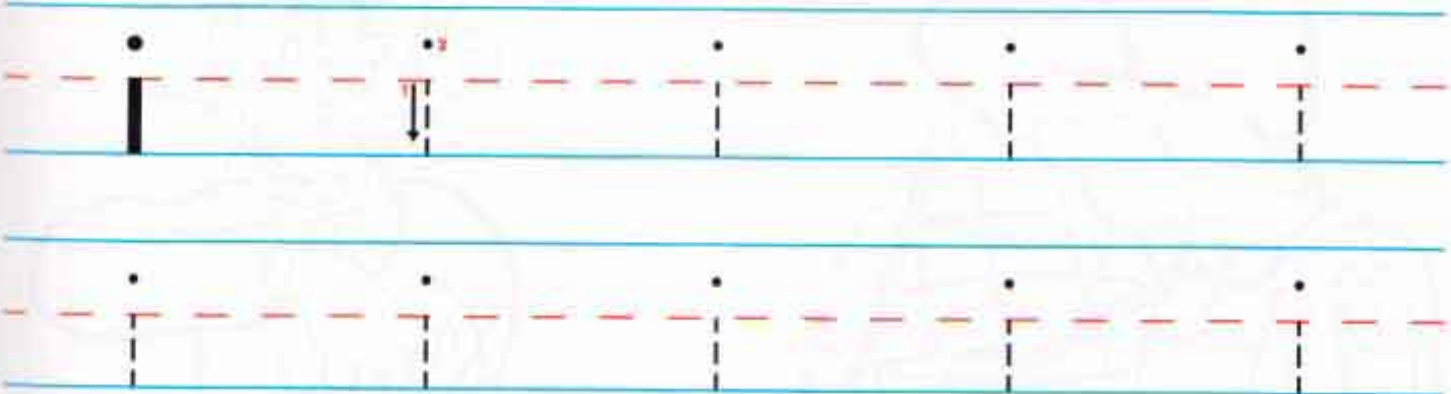
Trace the letters.



Letter Lowercase



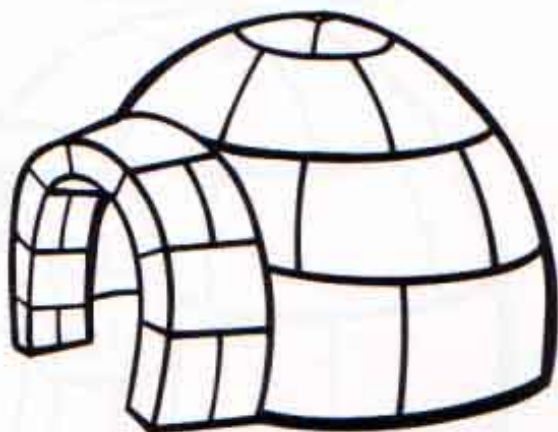
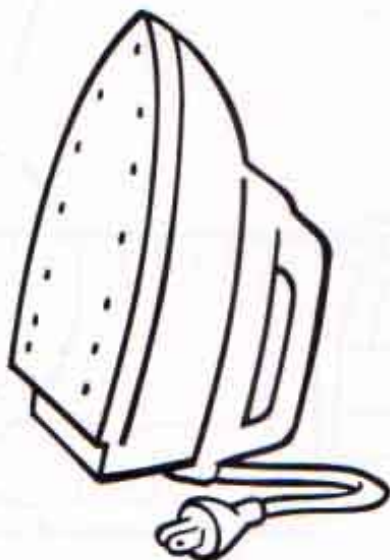
Trace the letters.



These pictures begin with the letter **Ii**.



Color the pictures.




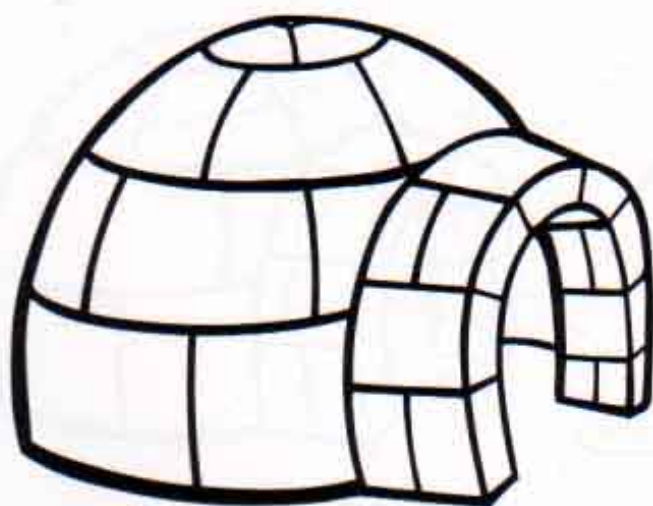


Name _____

 **Circle** the I or i in these words:

Irene ice cream igloo is
Ivan home icing green
flower cat ice Indian

The letter **Ii** can have more than one sound.  **Circle** the pictures that start with the sound of **Ii**.  **Color** the pictures.





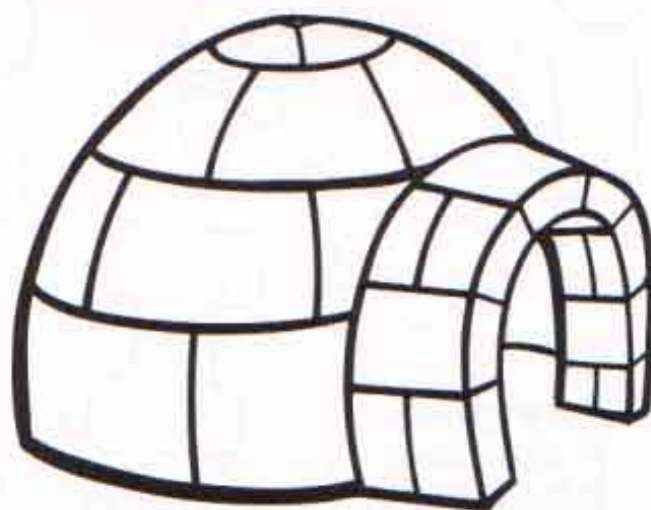
Name _____

These words start with **I** or **i**.

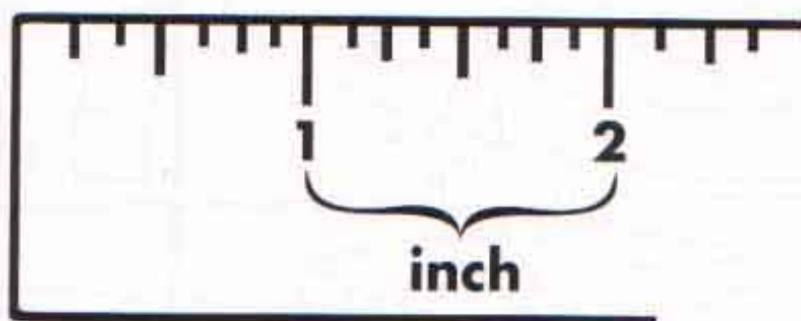
 Write the **lowercase i** on the line.
Color the pictures. 



I is for _____nsects.



I is for _____gloo.



I is for _____nch.



Name _____

Help read the 's smoke signals.

 Color each **I** red. Color each **i** blue. 
Color the rest of the picture!



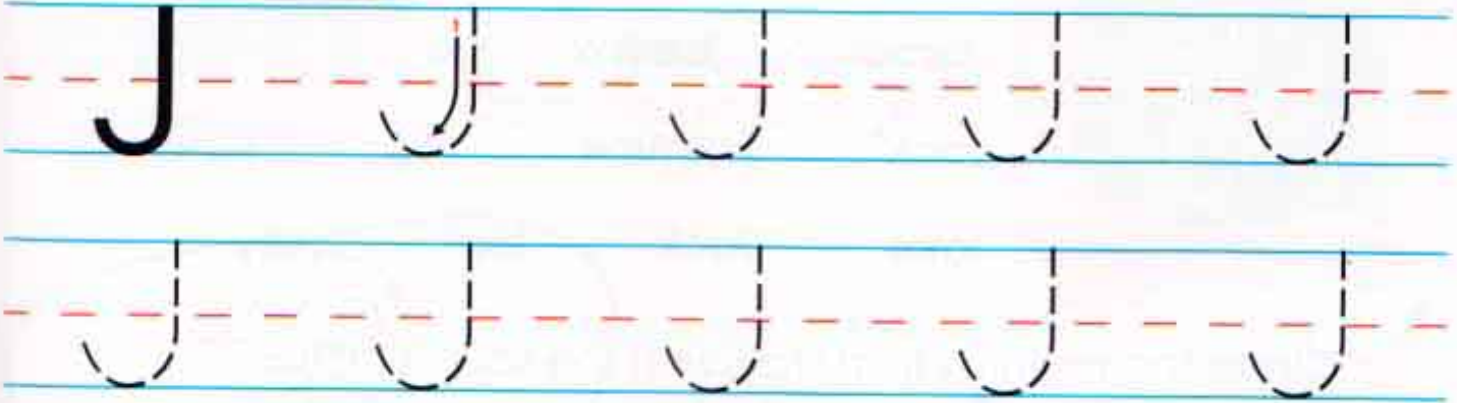


Name _____

Letter Uppercase



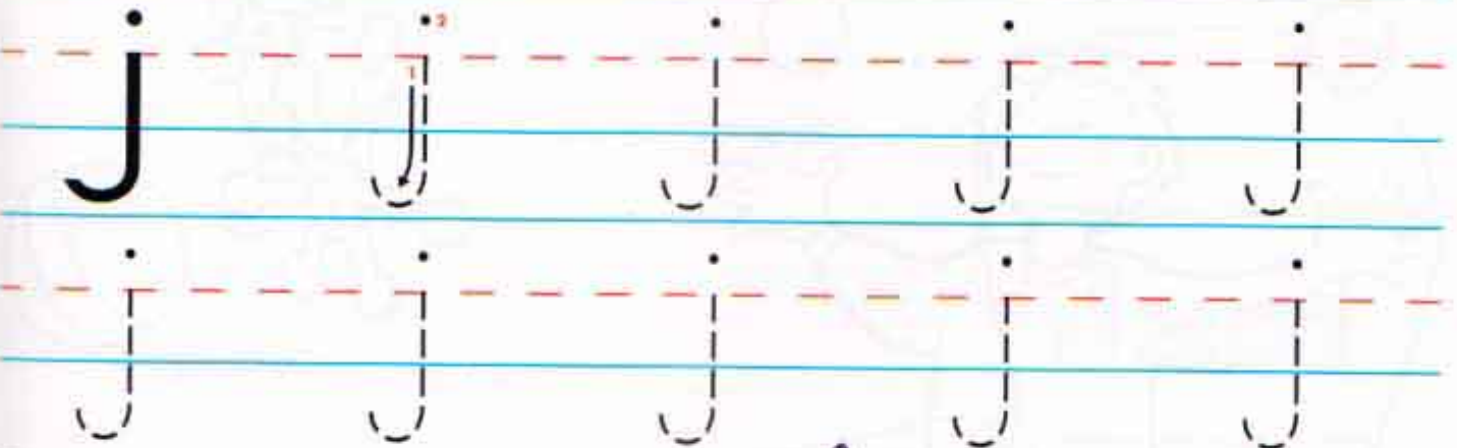
Trace the letters.




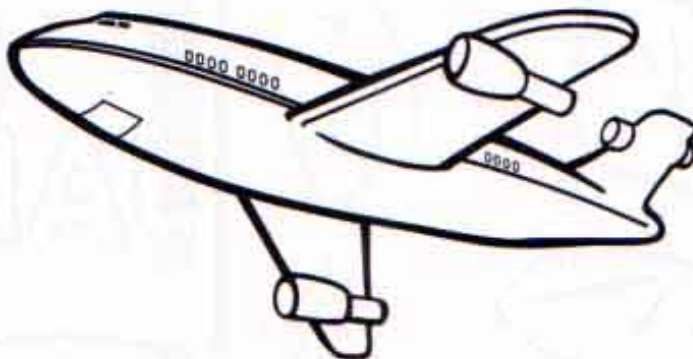
Letter Lowercase



Trace the letters.



These pictures begin with the letter Jj.  Color the pictures.



Name _____



Circle the J or j in these words:

Jamal

jump

go

Jennifer

took

Jasmine

jug

jar

joke

Jack


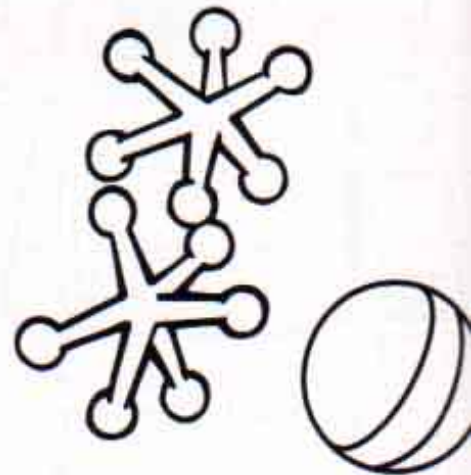
leaf

jelly



Circle the pictures that start with the sound of Jj.

Color the pictures.





Name _____




These words start with **J** or **j**.

 **Write** the **lowercase j** on the line.
Color the pictures. 



J is for _____ump rope.

J is for _____ar of _____am.



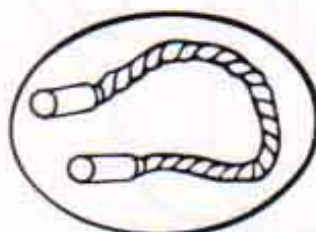
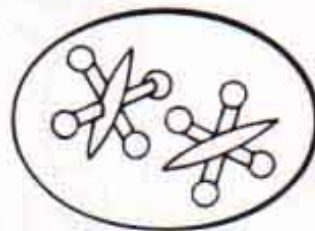
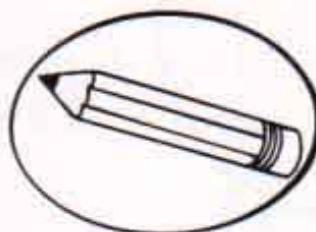
J is for _____ug.

Name _____



Jake Jaguar likes jellybeans!

 **Draw** a line from Jake Jaguar to each jellybean that has a picture that begins with the sound of **Jj**. **Color** the pictures with bright colors! 





Name _____



Can you find each hidden **J** and **j** in the picture?

 **Color each J red.** **Color each j green.** 
Then **color** the rest of the picture! 





Name _____



Practice **writing** the letters **Aa-Jj** by **tracing** the **UPPER** and **lowercase** letters below.

Aa Bb Cc

Dd Ee Ff Gg

Hh Ii Jj


Aa Bb Cc

Dd Ee Ff Gg

Hh Ii Jj




Name _____

 **Trace** the letters **Aa-Jj**. Then practice **writing** them on the lines below.


Aa Bb Cc





Dd Ee Ff Gg

Hh Ii Jj



Name _____

 **Draw** a line to connect the **UPPER** and **lowercase** letters that belong together.







Review



Name _____



 **Draw** a line to connect the **UPPER** and **lowercase** letters that belong together.





Name _____

 **Draw** a line to connect the **UPPER** and **lowercase** letters that belong together.






Name _____

Review

A-J


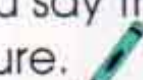
What belongs on the **A**, **B**, and **C** trees?

 **Color** the pictures that are on the correct letter tree. **Color** the rest of the picture. 





Name _____

 Start with the letter **a** and connect the dots as you say the alphabet.
Color the picture. 





Name _____

Letter Uppercase



Trace the letters.





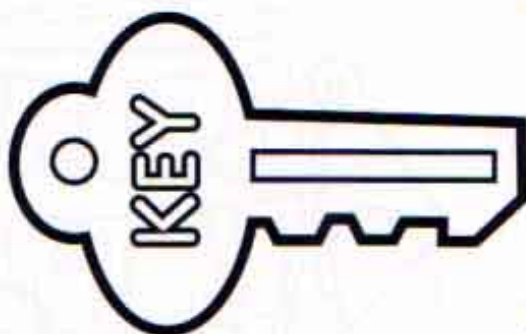
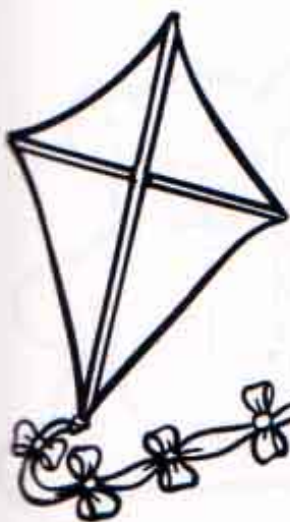
Letter Lowercase



Trace the letters.



These pictures begin with the letter Kk.  Color the pictures.




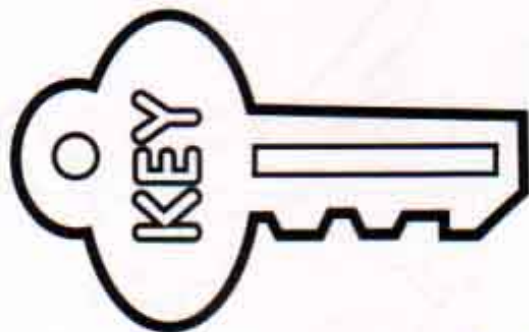


Name _____

 Circle the K or k in these words:

- | | | | |
|-----|-------|------|----------|
| key | kite | soda | kangaroo |
| Kim | cart | high | karate |
| toe | Kelly | art | Kevin |

 Circle the pictures that start with the sound of Kk.
 Color the pictures.








Name _____



These words start with **K** or **k**.

 **Write** the **lowercase k** on the line.
Color the pictures. 



K is for _____ angaroo.



K is for _____ ing.




K is for _____ eg.


Name _____

Letter

Kk



 Color each space **brown** that has a picture in it that begins with the sound of **Kk**. Color the other spaces **green** to see what hops, jumps, and kicks. 



Name _____



Look at each letter on the kites.

Match the letters on the sections of the kites and **color** them the correct colors. Then **color** the rest of the picture.

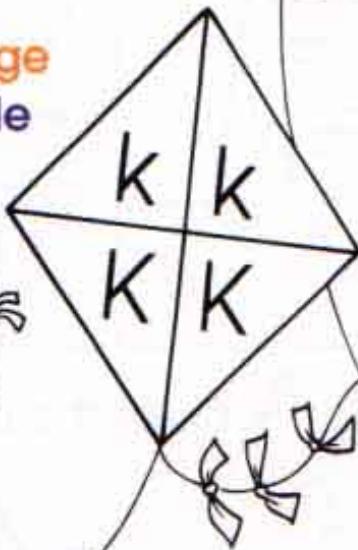
K = blue
k = yellow




K = yellow
k = red



K = orange
k = purple




K = green
k = red



Name _____

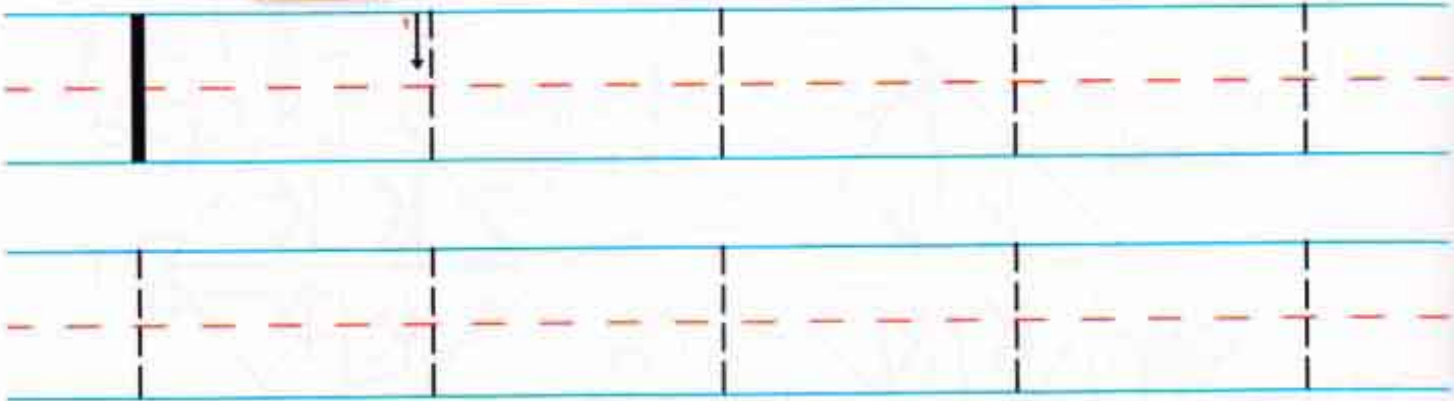
Letter Uppercase


 Trace the letters.



Letter Lowercase

 Trace the letters.




These pictures begin with the letter **Ll**.  Color the pictures.





Name _____



Circle the L or I in these words:

letter

Larry

lion

Leah

lamp

ladder

book

net

leaf

television




leap

lap



Circle the pictures that start with the sound of L.


Color the pictures.

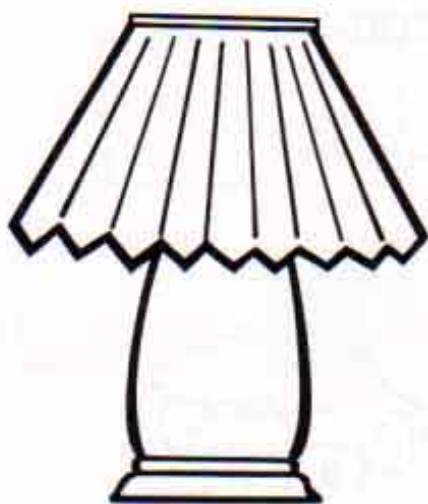


Name _____




These words start with **L** or **I**.


 Write the **lowercase l** on the line.
Color the pictures. 



L is for _____amp.



L is for _____ock.



L is for _____emons.


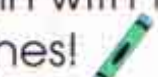
Name _____

Letter

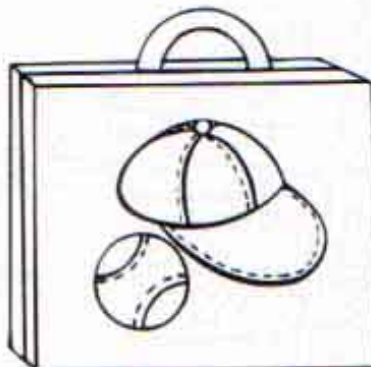
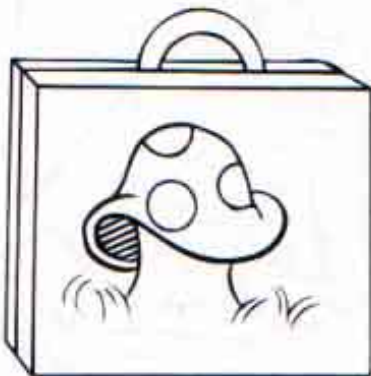

Ll



Lucy lost her luggage! Help her find it.

 **Color** the pictures on the luggage that begin with the sound of **Ll**. Then **color** Lucy's clothes! 

luggage



Name _____



It is fun to rake the fall leaves!


 **Color** the leaves with **L orange**. **Color** the leaves with **l red**. 

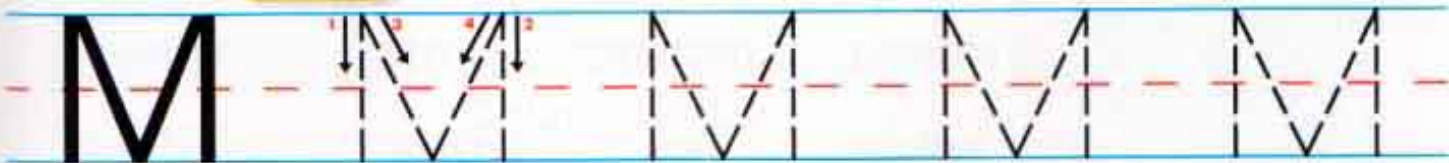





Name _____

Letter Uppercase


 Trace the letters.






Letter Lowercase

 Trace the letters.




These pictures begin with the letter Mm.  Color the pictures.





Name _____

 **Circle** the M or m in these words:

man	monkey	nest	Maria
spider	hat	flower	mask
make	bird	Martin	Mark

 **Circle** the pictures that start with the sound of Mm.
Color the pictures. 






Name _____

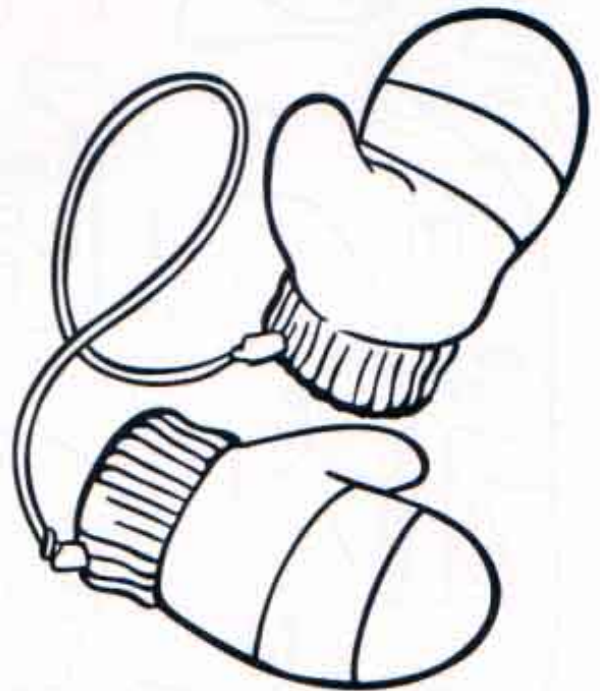
These words start with **M** or **m**.

 Write the **lowercase m** on the line.
Color the pictures. 



M is for _____ onkey.

M is for _____ ittens.




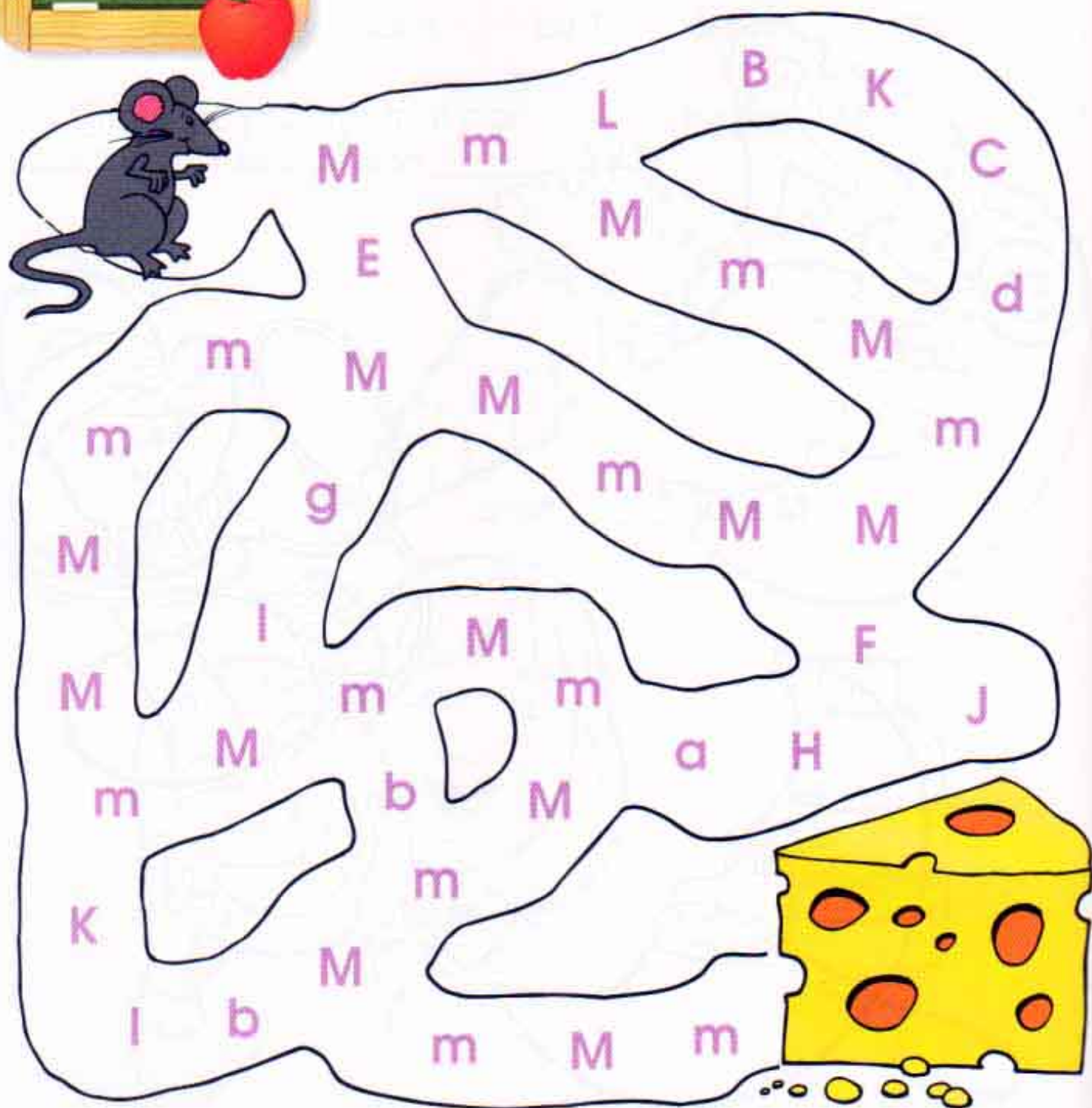
M is for _____ oon.

Name _____



You can help the  find the cheese.



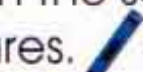
 Draw a **green** line to follow each **M** and **m**.








Name _____




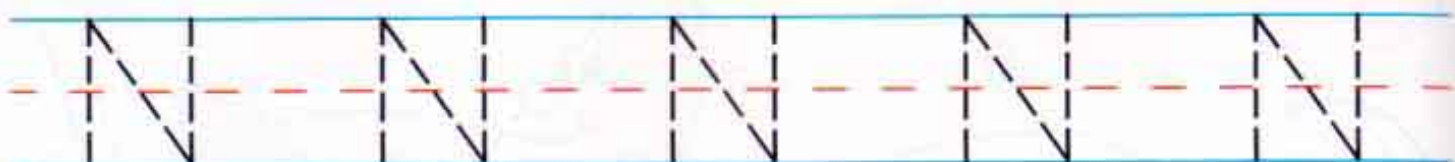
 **Draw a line** from each  to a picture that begins with the sound of **Mm**.
Color the pictures. 




Name _____

Letter Uppercase


 Trace the letters.



Letter Lowercase

 Trace the letters.



These pictures begin with the letter **Nn**.  Color the pictures.



Name _____

Letter

Nn





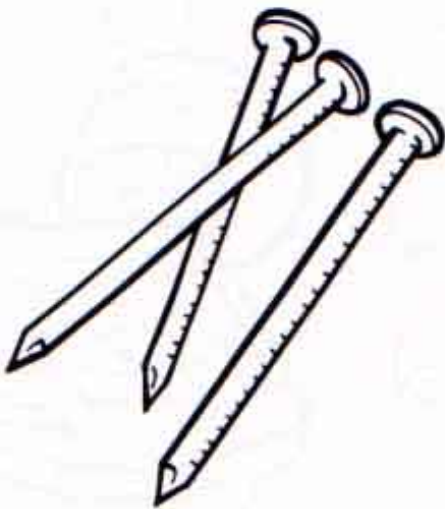
Circle the N or n in these words:

Nathan man net nine
under ball no nest
Mary Nancy nails never



Circle the pictures that start with the sound of Nn.

Color the pictures.



Name _____



These words start with **N** or **n**.


 **Write the lowercase n** on the line.
Color the pictures. 



N is for _____est.



N is for _____uts.



N is for _____et.



Name _____

Letter



Nn



Nice Nate likes to share peanuts.



Draw a circle around each picture that begins with the sound of **Nn**. Then **color** all the pictures!




Name _____



Can you find each **N** and **n** that is hidden in the room?

 **Color** each **N** **purple** and each **n** **orange**.  Then **color** the rest of the room! 






Name _____

Letter  **Uppercase**



Trace the letters.





Letter  **Lowercase**




Trace the letters.



These pictures begin with the letter Oo.  **Color** the pictures.





Name _____



Circle the O or o in these words:

Olivia

owl

octopus

once

flower

cat

only

Owen

apple


yes

Omaha

out



Circle the pictures that start with the sound of Oo.
Color the pictures.





Name _____




These words start with O or o.


 Write the lowercase o on the line.
Color the pictures. 



O is for _____ strich.



O is for _____ ven.




O is for _____ ctopus.

Name _____



See what has 8 legs and lives in the ocean.

 **Color** the spaces with **Oo brown**. **Color** the other spaces **blue**. 




Name _____



Color the O's with the color named.

Trace and color the petals.
Color the picture.



Name _____



Practice **writing** the letters **Aa-Oo** by **tracing** the **UPPER** and **lowercase** letters below.

Aa Bb Cc Dd Ee

Ff Gg Hh Ii Jj

Kk Ll Mm Nn Oo


Aa Bb Cc Dd Ee


Ff Gg Hh Ii Jj

Kk Ll Mm Nn Oo

Uu Vv Ww Xx Yy Zz

Name _____




 **Trace** the letters **Aa-Oo**. Then practice **writing** them on the lines below.

Aa Bb Cc Dd Ee


Ff Gg Hh Ii Jj


Kk Ll Mm Nn Oo

Name _____




The Mouse on the Moon

 **Connect** the dots from **A-O**. What do you see?







Name _____


Climb the ladder and  **trace** the letters to save the princess!

Save the princess
by climbing the
alphabet ladder!

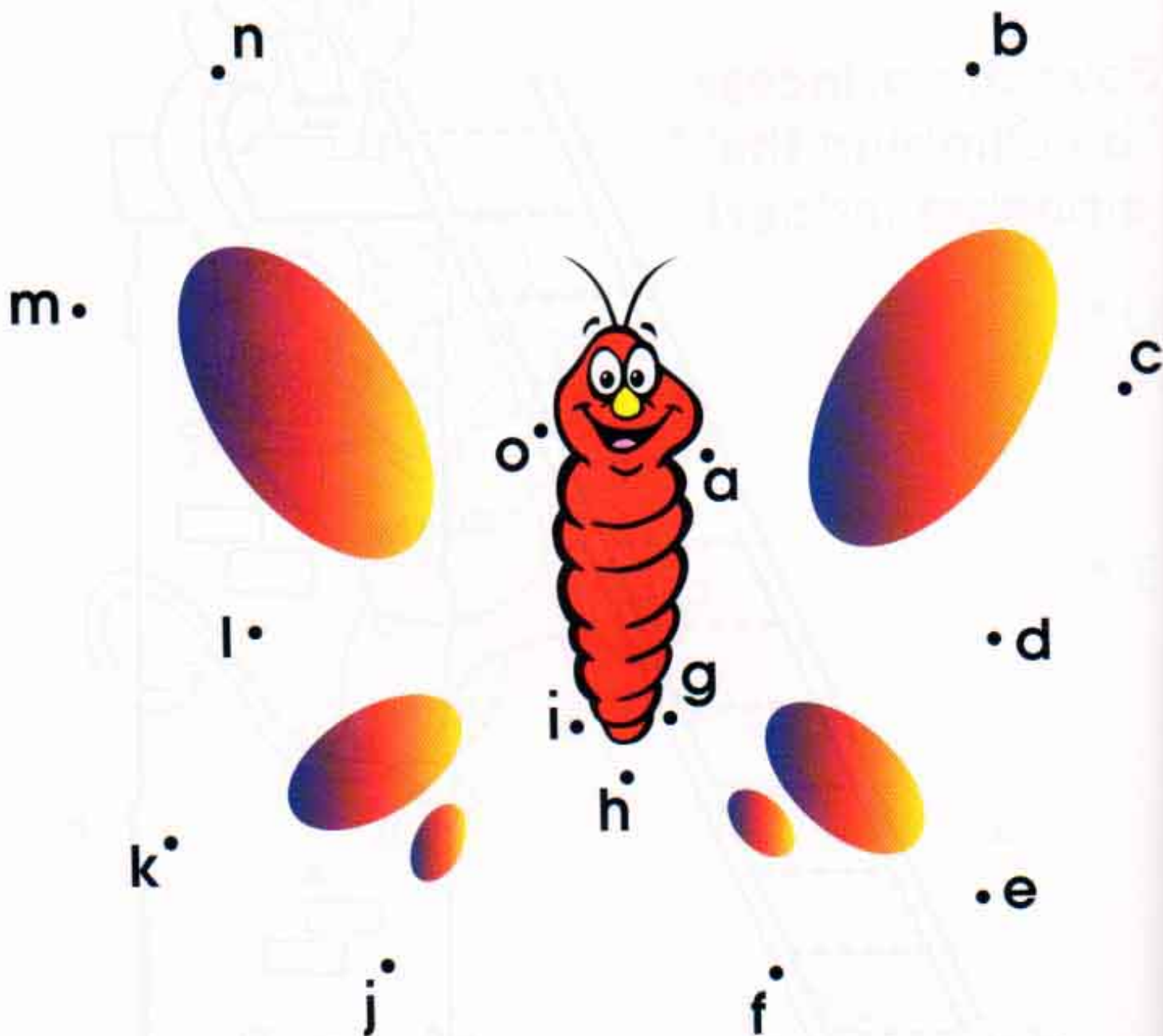


Name _____



 **Connect** the dots as you say the alphabet, starting with the letter **a**.

What do you see?







Name _____

Review




Alphabet Camping

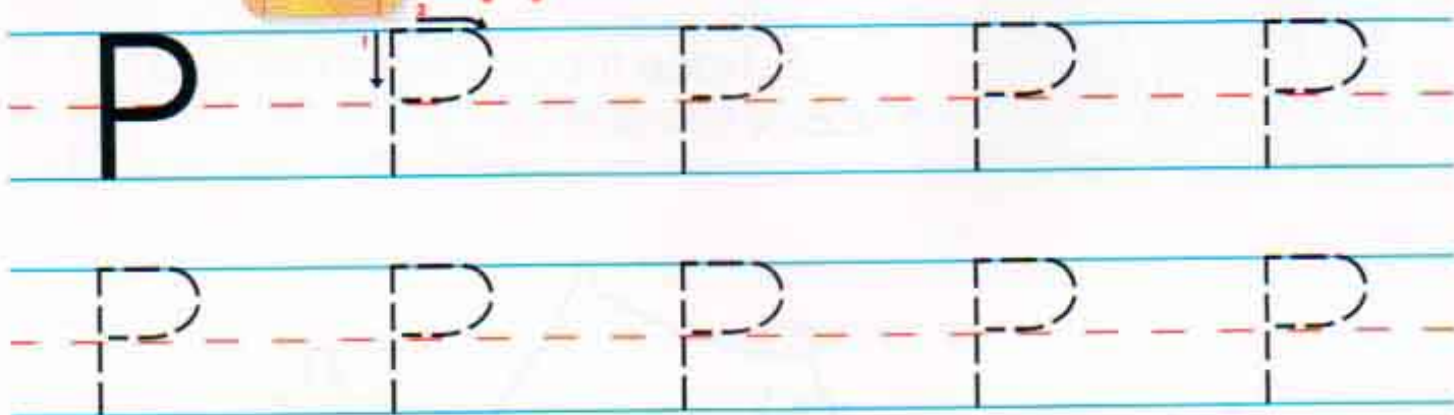
 **Trace** the letters on the tent.
Color the picture! 




Name _____


Letter Uppercase


 Trace the letters.

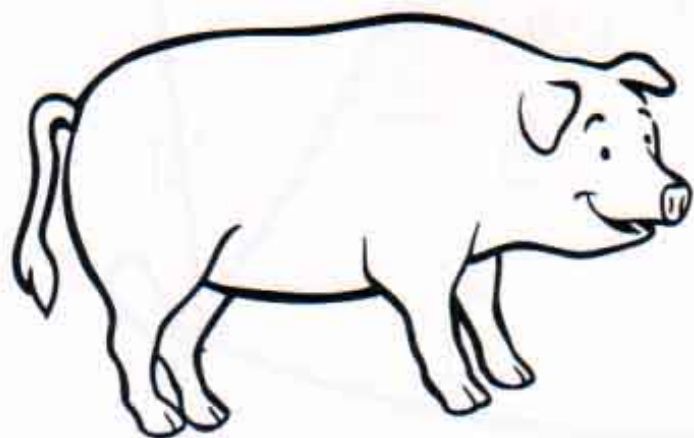



Letter Lowercase

 Trace the letters.



These pictures begin with the letter Pp.  Color the pictures.






Name _____

 Circle the **P** or **p** in these words:

pencil Paul balloon pig
dog party penny Patty
pumpkin pie pen play

 Circle the pictures that start with the sound of **Pp**.
Color the pictures.

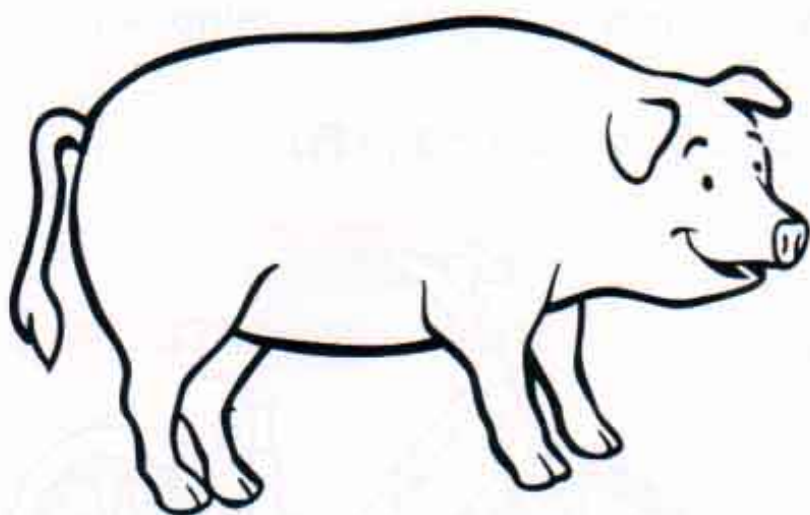


Name _____

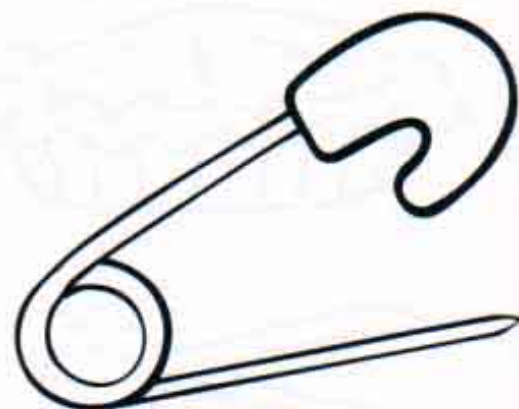


These words start with **P** or **p**.

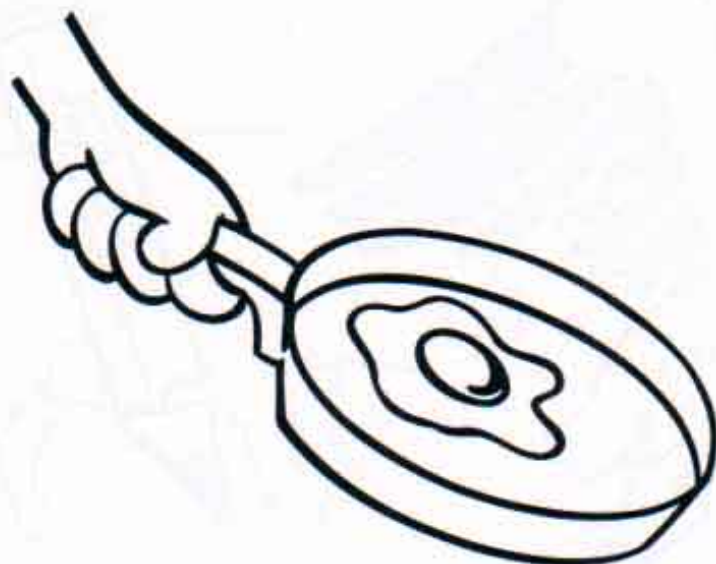
 **Write** the **lowercase p** on the line.
Color the pictures. 



P is for _____ig.




P is for _____in.



P is for _____an.




Name _____




If the picture begins with the sound of **Pp**,
leave the space **white**.


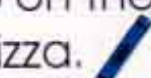



Color all of the other spaces **red** to find
a popping good snack!



Name _____



 Color each **P** or **p** on the pizza **red**. Then color the rest of the pizza. 



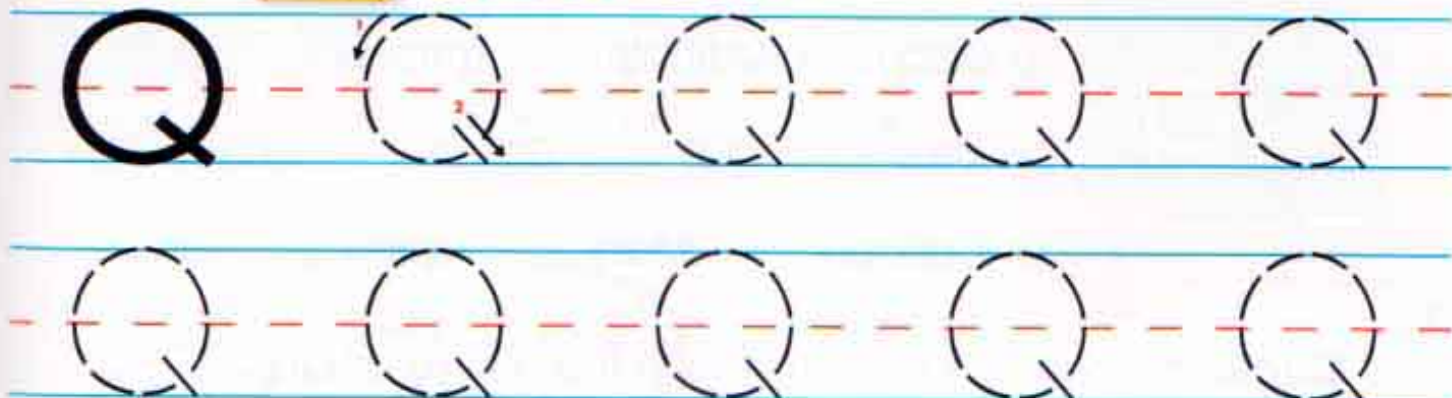


Name _____

Letter Uppercase




Trace the letters.





Letter Lowercase



Trace the letters.




These pictures begin with the letter Qq.  Color the pictures.


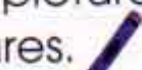




Name _____



 Circle the Q or q in these words:

pop Quincy quarter quilt
bike quit Quinn quiet
balloon Mary quail fun

 Circle the pictures that start with the sound of Qq.
Color the pictures. 

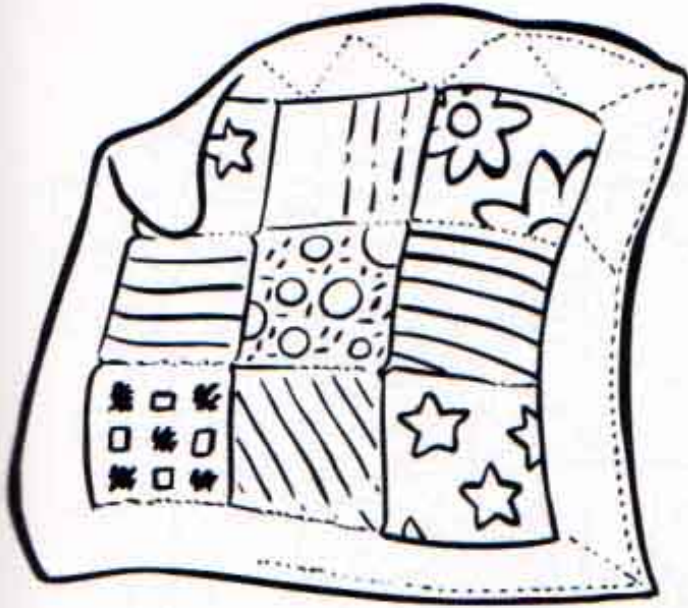


Name _____



These words start with **Q** or **q**.

 **Write** the **lowercase q** on the line.
Color the pictures. 



Q is for _____uilt.



Q is for _____ueen.




Q is for _____uarter.

Name _____



 **Color** the sections of pictures that begin with the sound of **Qq** **red**. **Color** all of the other sections **yellow**. 




Name _____



Look how quiet everything in the picture seems.


Can you find each **Q** and **q**?
Q **blue** and each **q** **yellow**.

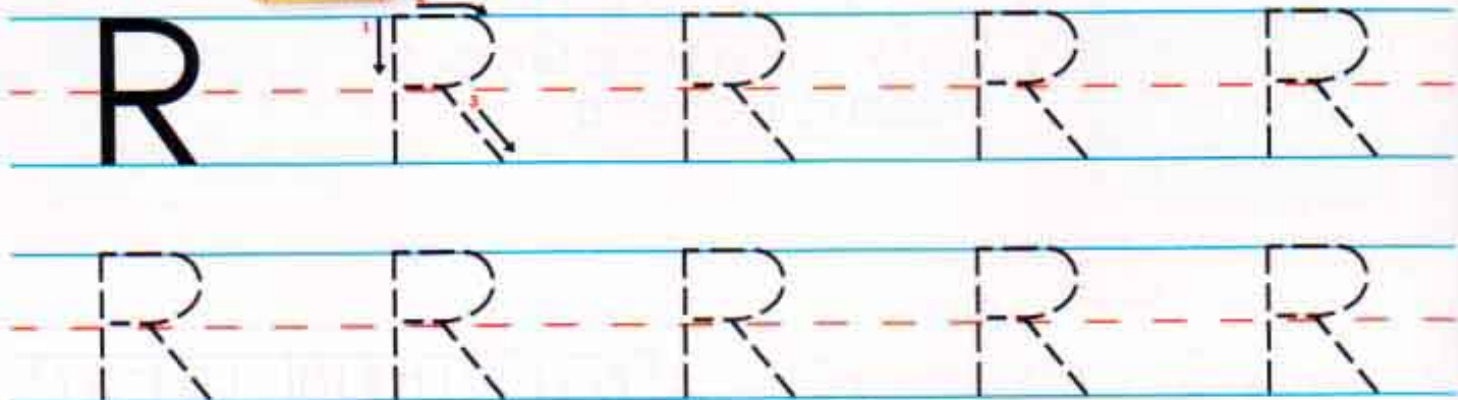
Color each




Name _____

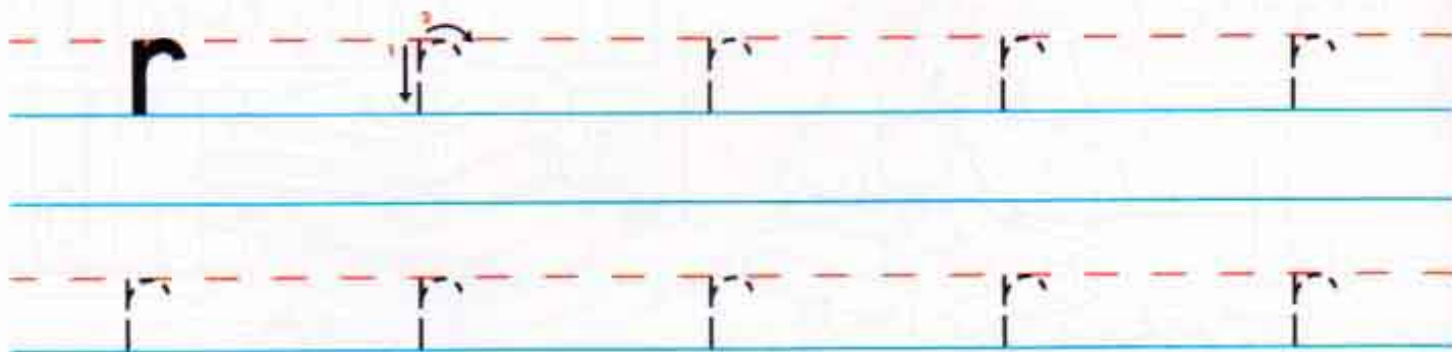
Letter Uppercase


 Trace the letters.





Letter Lowercase

 Trace the letters.



These pictures begin with the letter Rr.  Color the pictures.





Name _____






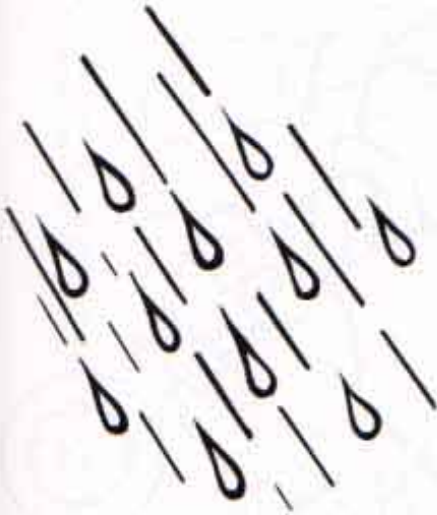
Circle the **R** or **r** in these words:

rain	roses	Robert	nuts
rake	rabbit	pin	four
red	ring	Renee	rocket



Circle the pictures that start with the sound of **Rr**.

Color the pictures.




Name _____



These words start with **R** or **r**.

 **Write** the **lowercase r** on the line.
Color the pictures. 



R is for _____abbit.




R is for _____attle.






R is for _____accoon.

Name _____



Help Rodeo Raccoon rope the **R**'s.


 **Draw** a circle around each picture that begins with the sound of **Rr**. **Color** the picture with fun colors for Rodeo Raccoon! 





Name _____

 **Trace** each **R** and **r**.  **Color** each raindrop with **R green**. **Color** each raindrop with **r blue**.  Use the same colors for the letters on the umbrella.





Name _____

Letter Uppercase



Trace the letters.

S

S

S

S

S

S

S

S

S

S

Letter Lowercase



Trace the letters.

s

s

s

s

s


s


s

s

s


s

These pictures begin with the letter Ss.  Color the pictures.


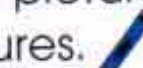




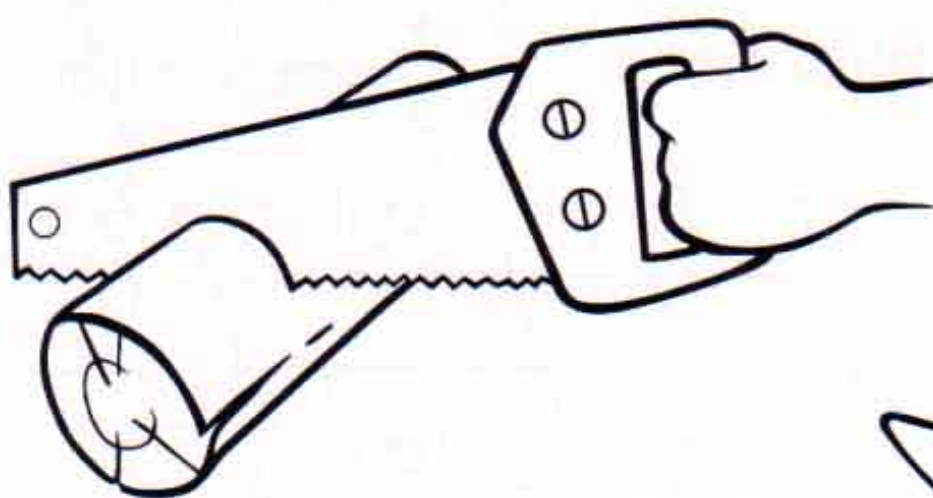
Name _____



 **Circle** the **S** or **s** in these words:

sun	see	milk	six
Sam	saw	men	sailboat
Susie	sea	silly	swan

 **Circle** the pictures that start with the sound of **Ss**.
Color the pictures. 



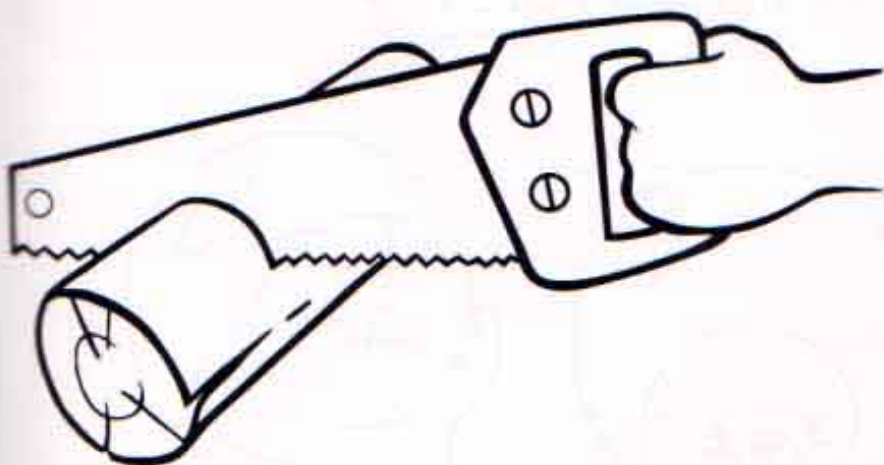


Name _____




These words start with **S** or **s**.

 **Write** the lowercase **s** on the line.
Color the pictures. 



S is for _____aw.

S is for _____un.





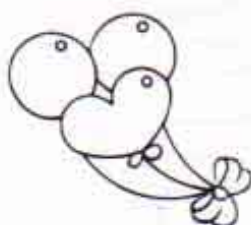
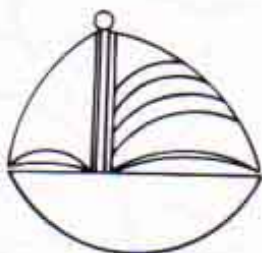

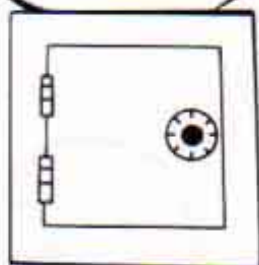

S is for _____nake.



Name _____

Help Simon Seal decide what he should store in his safe.

 **Draw** a line from the safe to each picture that begins with the sound of **Ss**. **Color** the pictures with bright colors! 

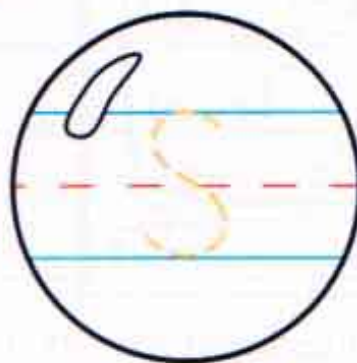
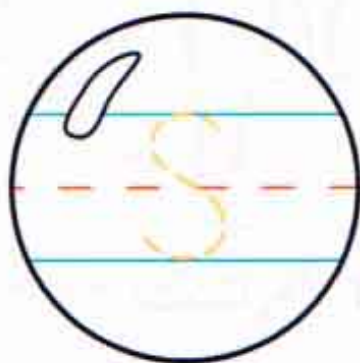
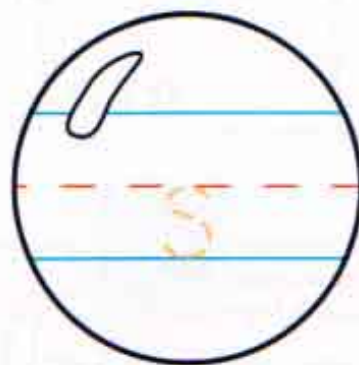
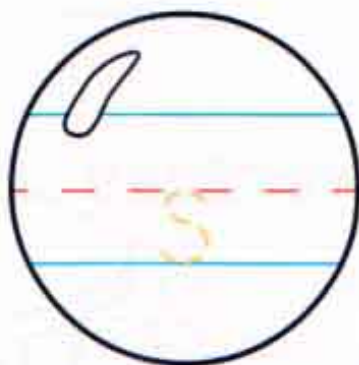
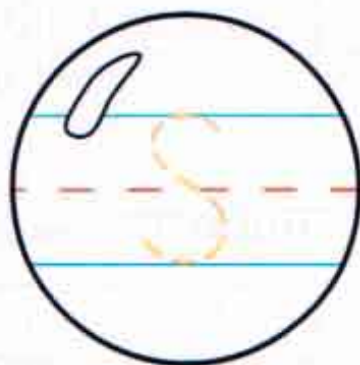




Name _____

 Trace each **S** and **s**.

 Color each bubble with **S** yellow. Color each bubble with **s** purple. 




Name _____

Letter T Uppercase




Trace the letters.




Letter t Lowercase



Trace the letters.



These pictures begin with the letter Tt. Color the pictures.





Name _____



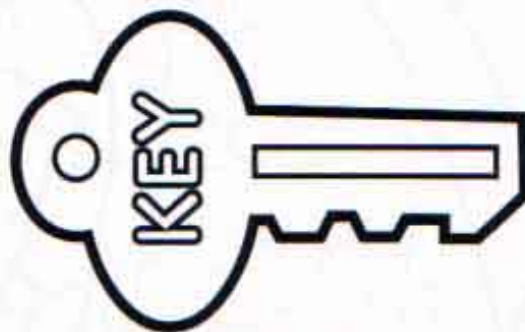

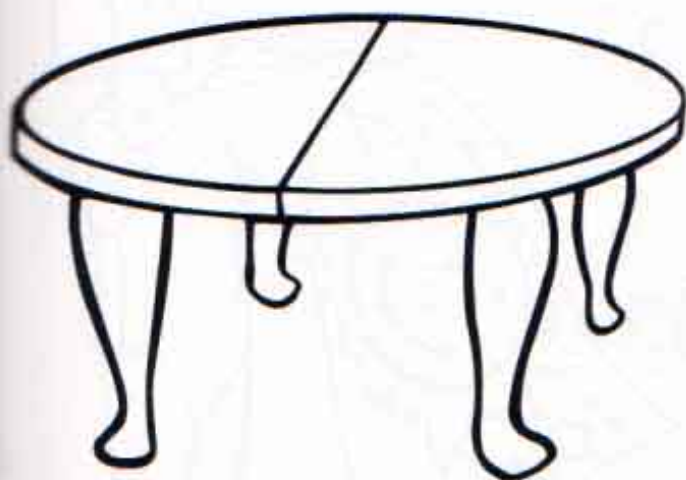
Circle the T or t in these words:

Taylor four table tiger
 girl Timothy two fish
 television telephone time



Circle the pictures that start with the sound of Tt.

Color the pictures.




Name _____




These words start with **T** or **t**.

 Write the lowercase **t** on the line.
Color the pictures. 



T is for _____urtle.

T is for _____owel.




T is for _____ent.

Name _____



 **Color** the pictures that begin with the sound of **Tt orange**. Then **color** the rest of the picture with bright colors. 

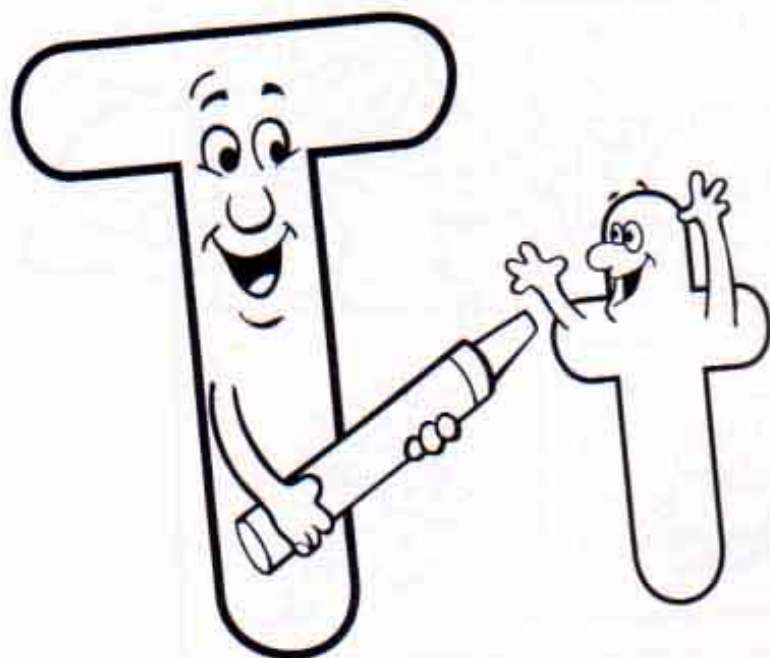


Name _____

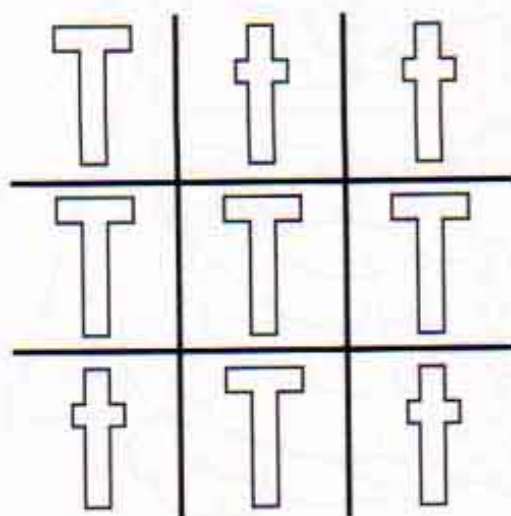


Do you like to play tic-tac-toe?

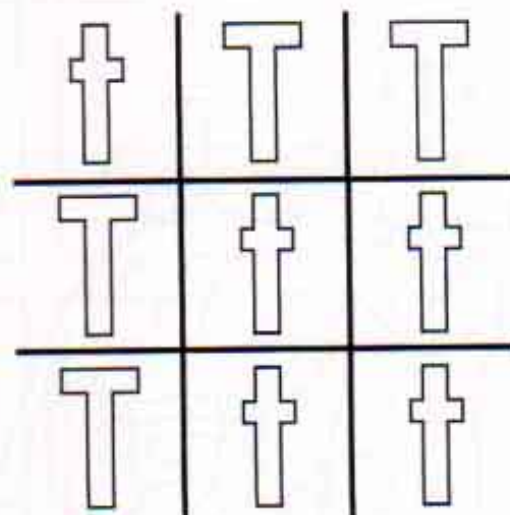
 **Color** each T and t with the correct color.
Draw a line to win tic-tac-toe. 



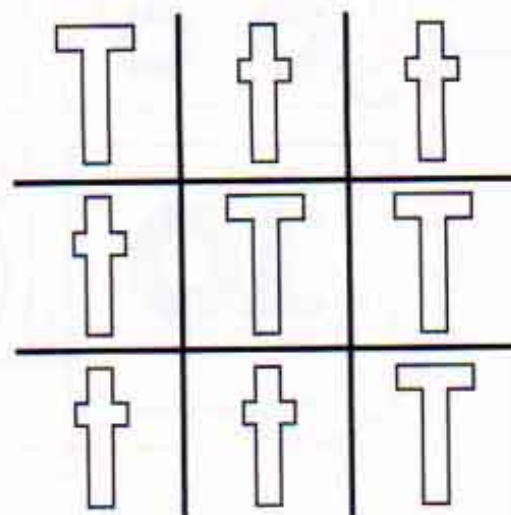
T = blue
t = yellow




T = red
t = green



T = purple
t = orange





Name _____



Trace the letters **Aa-Tt**. Then practice **writing** them on the lines below.

Aa

Bb

Cc

Dd

Ee

Ff

Gg

Hh

Ii

Jj



Name _____



Trace the letters **Aa-Tt**. Then practice **writing** them on the lines below.

Kk Ll Mm

Nn Oo Pp

Qq Rr Ss Tt



Name _____

Review



What is the Rabbit Queen jumping out of?





Connect the dots starting with the letter **A**, and you will see!





Name _____

Who puts out fires and helps keep you safe?

 **Connect** the dots as you say the alphabet, starting with the letter **a**. **Color** the picture. 




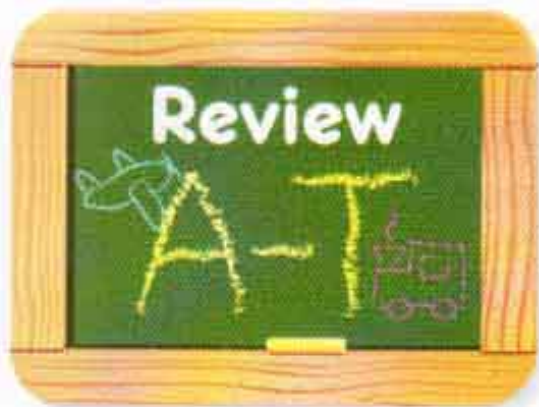
Name _____

Review



Follow the maze and say each letter.
Start with "A" for ant and end with "T"
for turtle. **Color** the pictures!






Name _____


 Draw a line to connect the **UPPER** and **lowercase** letters that belong together. **Color** the pictures. 



C



F



f



L




h



H



I



C

Review

Name _____

 Draw a line to connect the **UPPER** and **lowercase** letters that belong together. **Color** the pictures. 



T



S



I



R



r



S

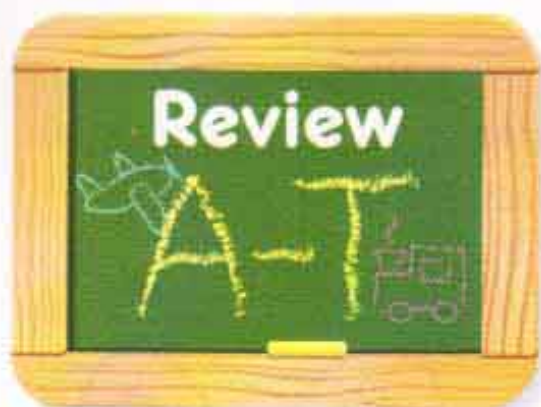


L



t

Name _____

Trace the **UPPERCASE** letters **A-T**.

A	B	C	D
E	F	G	H
I	J	K	L
M	N	O	P
Q	R	S	T

Review

Name _____



Trace the **lowercase** letters **a-t**.
Then **write** the **UPPERCASE** letters from
the page before with their matching
lowercase letters on this page.

a

b

c

d

e

f

g

h

i

j

k

l

m

n

o

p

q

r

s

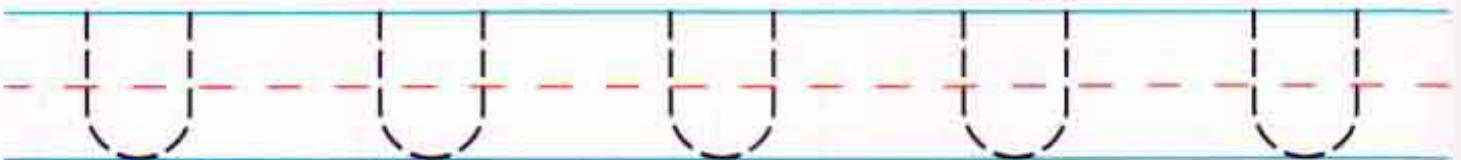
t

Name _____

Letter Uppercase



Trace the letters.



Letter Lowercase



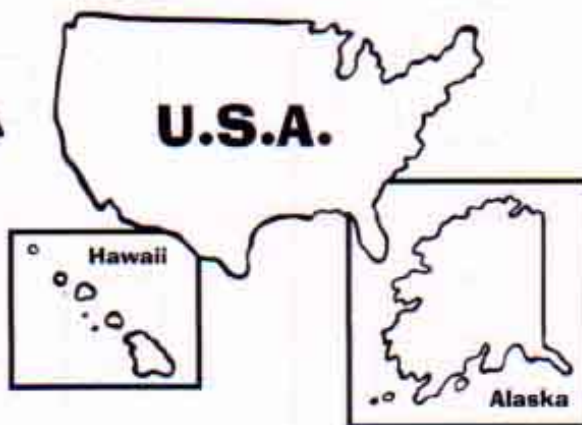
Trace the letters.



These pictures begin with the letter Uu.



Color the pictures.





Name _____



Circle the **U** or **u** in these words:

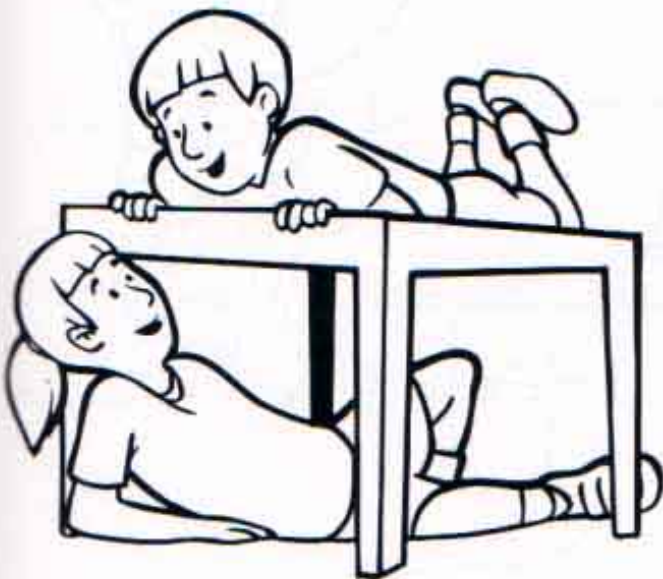

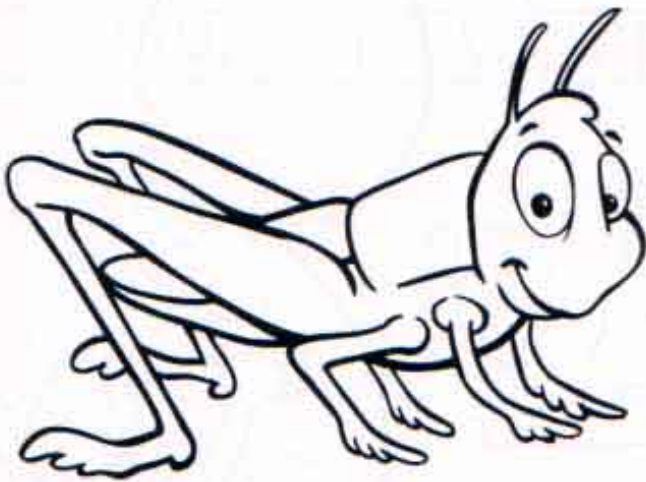
under	unicorn	unless	for
umbrella	up	down	also
funny	flower	laugh	use



Circle the pictures



Color the pictures.



Name _____




These words start with **U** or **u**.

 **Write** the **lowercase u** on the line.
Color the pictures. 



U is for _____ nicorn.



U is for _____ p.



U is for _____ mbrella.






Name _____


Find each hidden **U** and **u**.

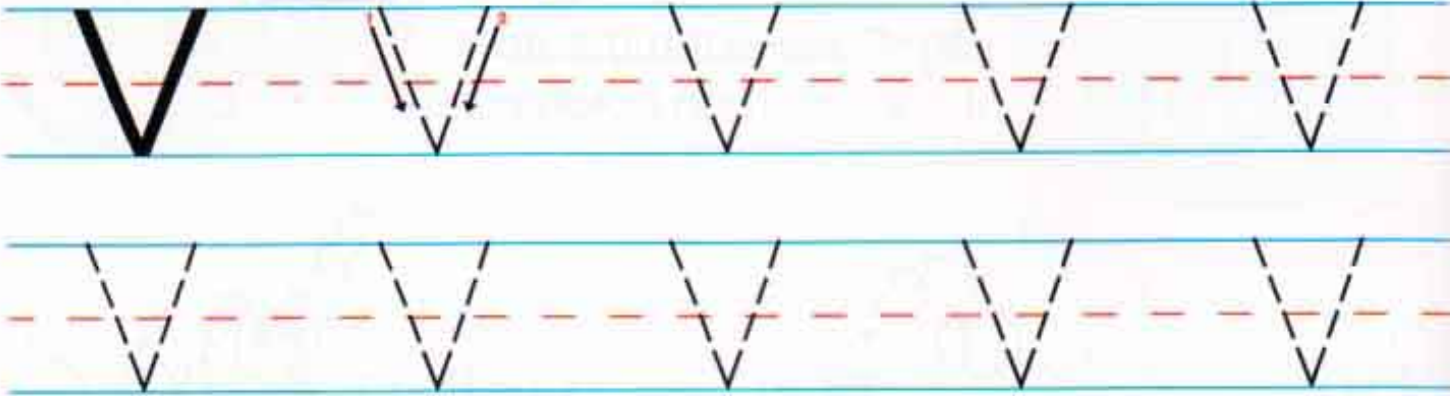
 **Color each U purple.**  **Color each u orange.** Then **color** the rest of the picture. 




Name _____

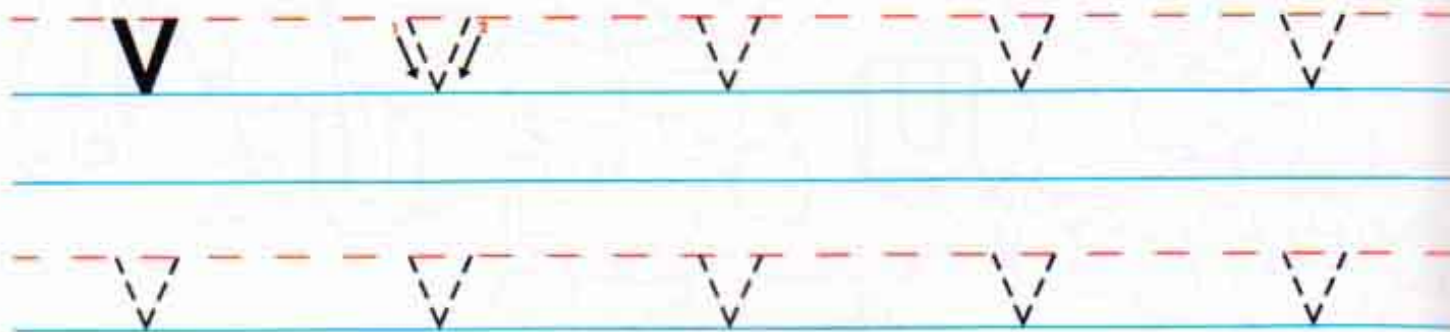
Letter Uppercase

 Trace the letters.





Letter Lowercase

 Trace the letters.



These pictures begin with the letter Vv.  Color the pictures.





Name _____



Circle the V or v in these words:

Valerie

violin

rake

vest

Victor

valentine

look

van

rabbit

vacuum



vacation

up



Circle the pictures that start with the sound of Vv.

Color the pictures.



Name _____



These words start with **V** or **v**.

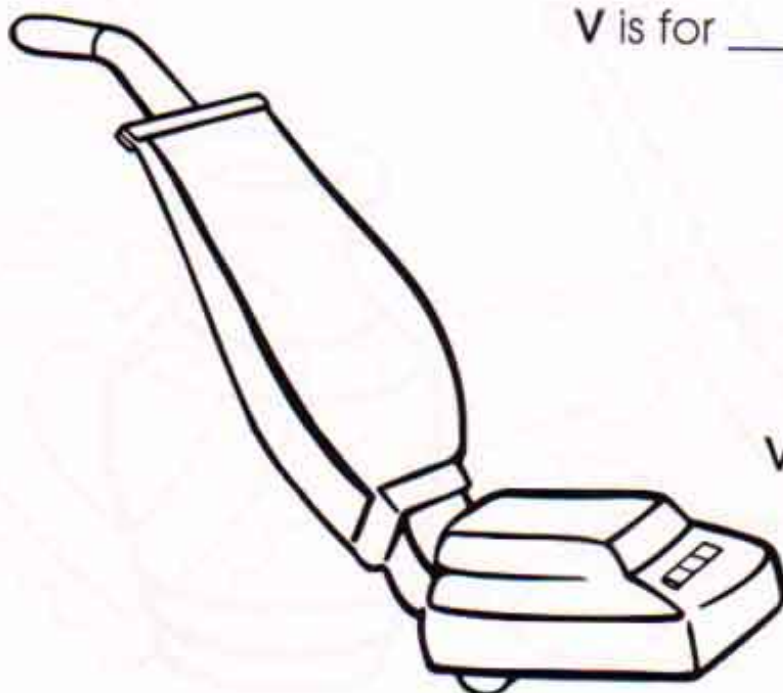
 **Write** the **lowercase v** on the line.
Color the pictures. 



V is for _____est.



V is for _____ase.



V is for _____acuum.

Name _____

Letter

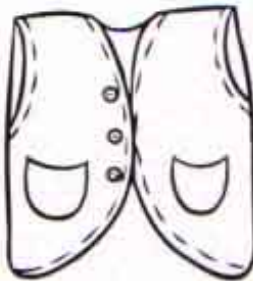



Vv



Help Vern Vampire vacuum.




Circle the pictures that begin with the sound of **Vv**. **Color** all the pictures.






Name _____



 **Trace** each V and v.

 **Color** each heart with V or v red.


 **Draw** a line from each V or v to one of the hearts on the left.

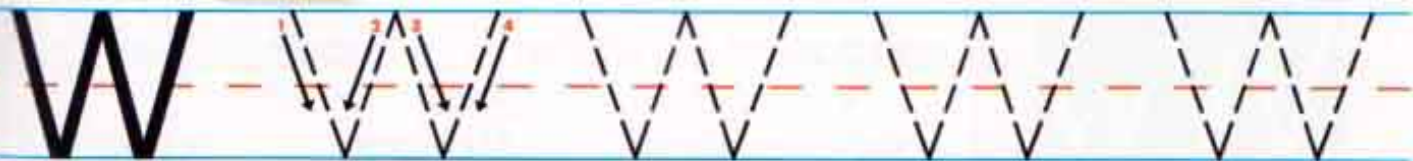


Uu Vv Ww Xx Yy Zz


Name _____

Letter Uppercase

 Trace the letters.





Letter Lowercase

 Trace the letters.



These pictures begin with the letter Ww.  Color the pictures.





Name _____

**Circle** the **W** or **w** in these words:

window

Walter

walk

win

said

was

Marjorie





white

Wendy

boat

willow

want

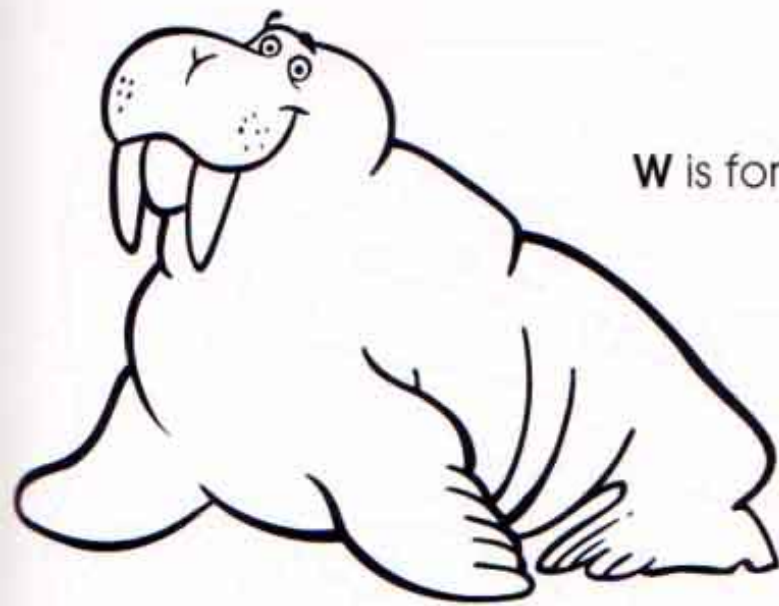
**Circle** the pictures that start with the sound of **Ww**.
Color the pictures.

Name _____




These words start with **W** or **w**.


 **Write** the **lowercase w** on the line.
Color the pictures. 



W is for _____ alrus.



W is for _____ atermelon.



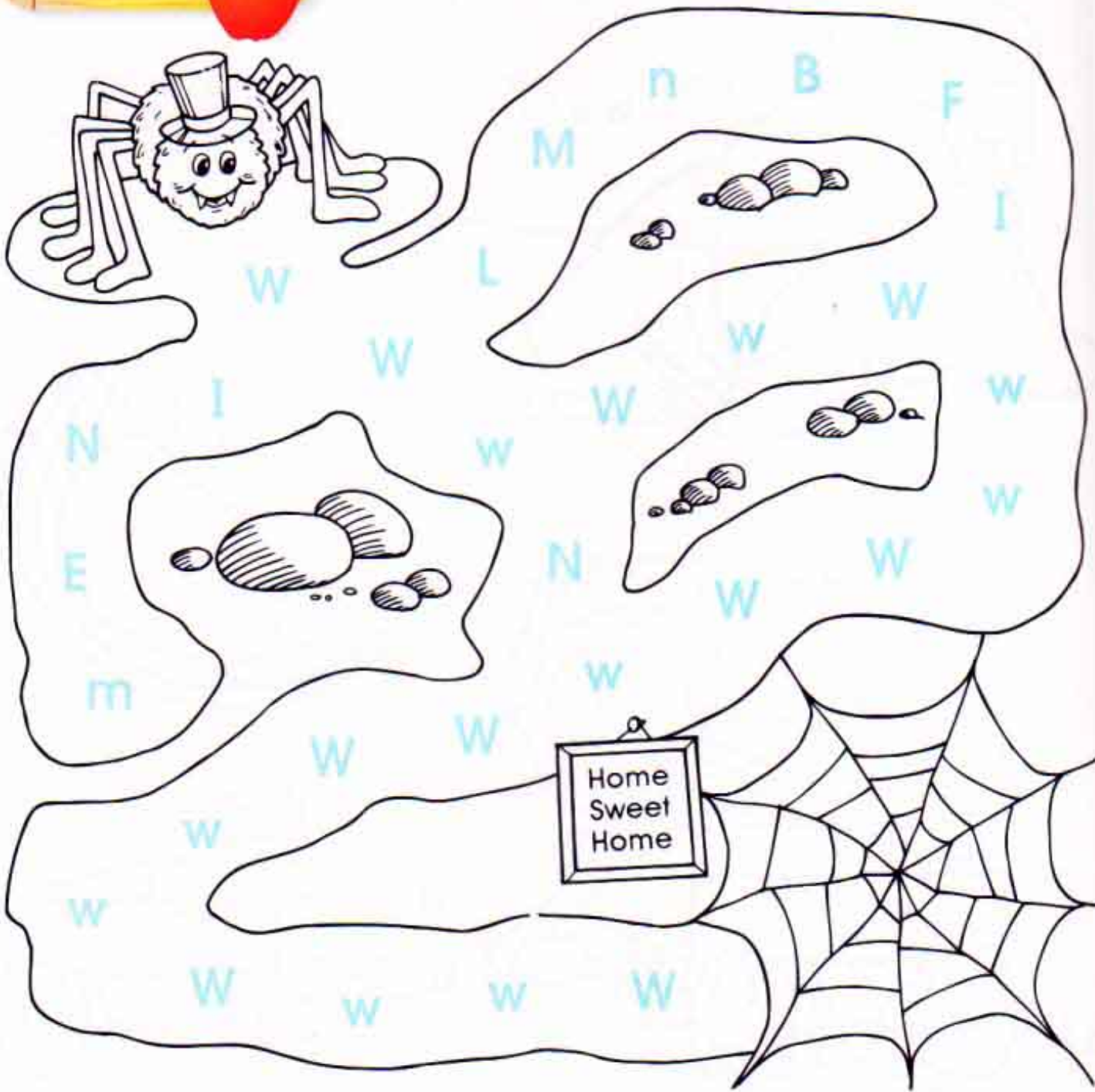
W is for _____ agon.



Name _____

Help the spider find its home.

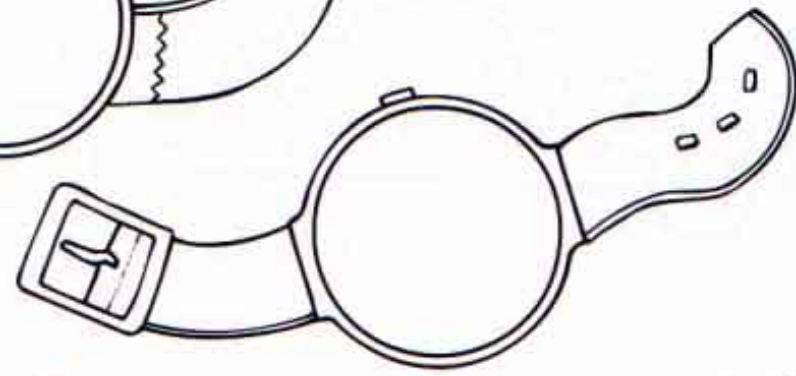
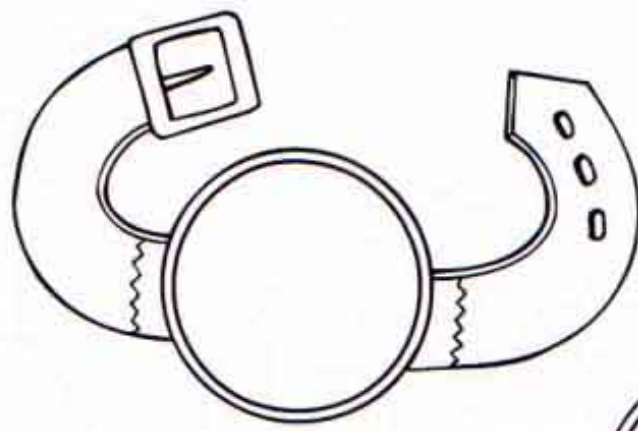
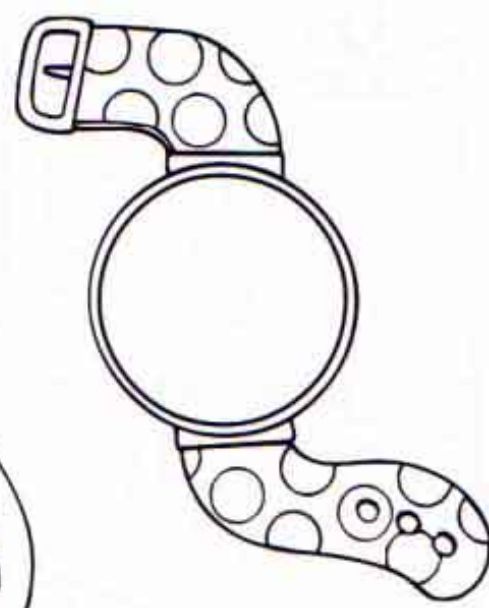
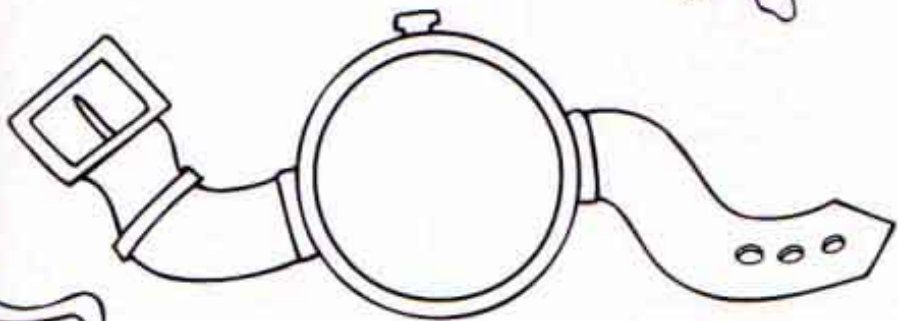

 **Draw** a line to follow each **W** and **w**.
Color the picture. 






Name _____

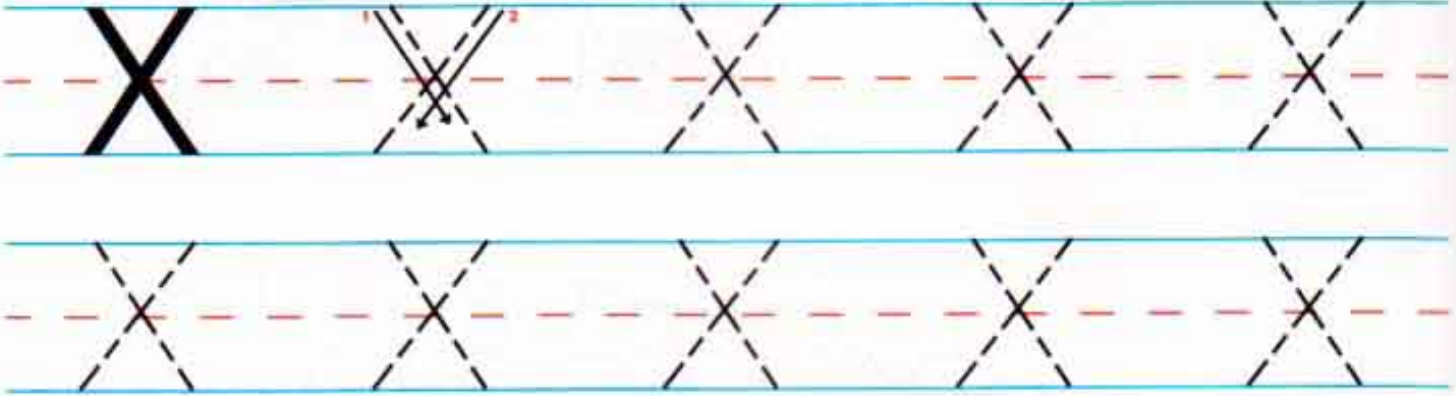
 **Color** each of the pictures that begin with the sound of **Ww**.  Then **draw** a line from each colored picture to a watch face.




Name _____

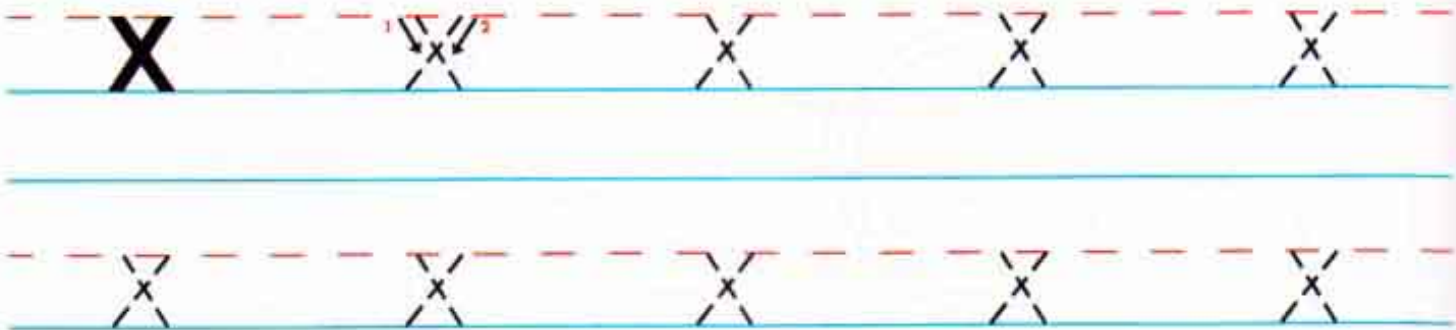
Letter Uppercase


 Trace the letters.

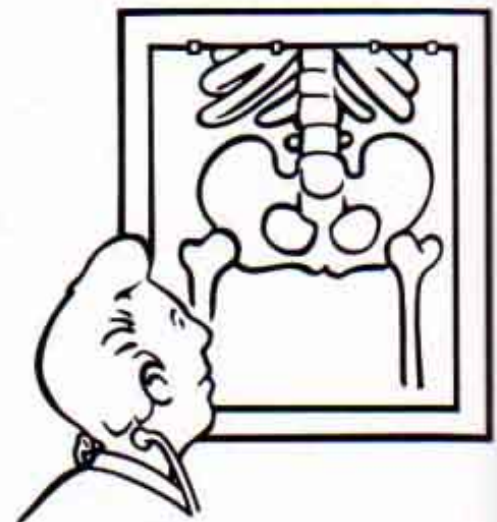
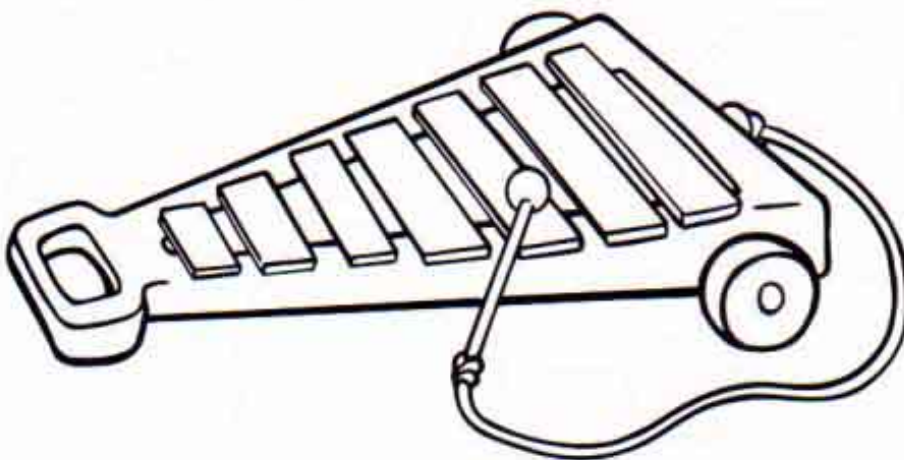


Letter Lowercase

 Trace the letters.



These pictures begin with the letter **Xx**.  Color the pictures.



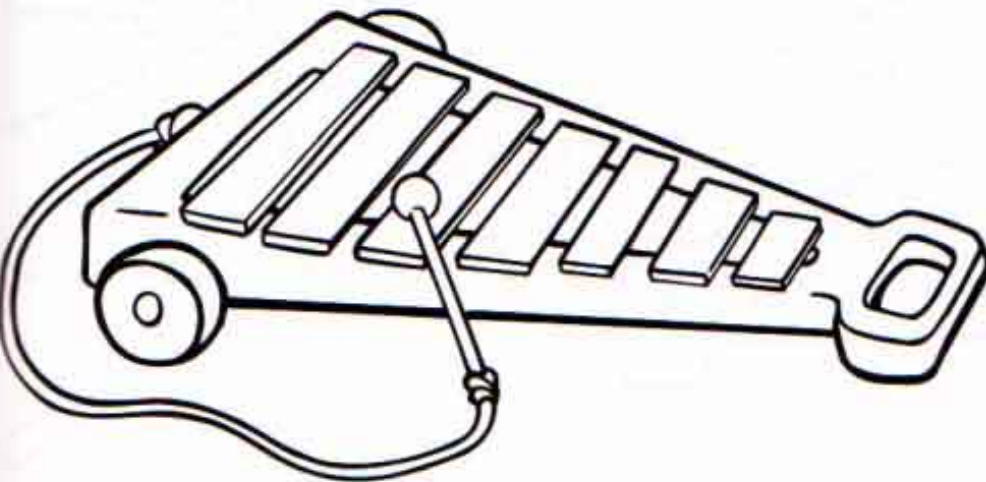
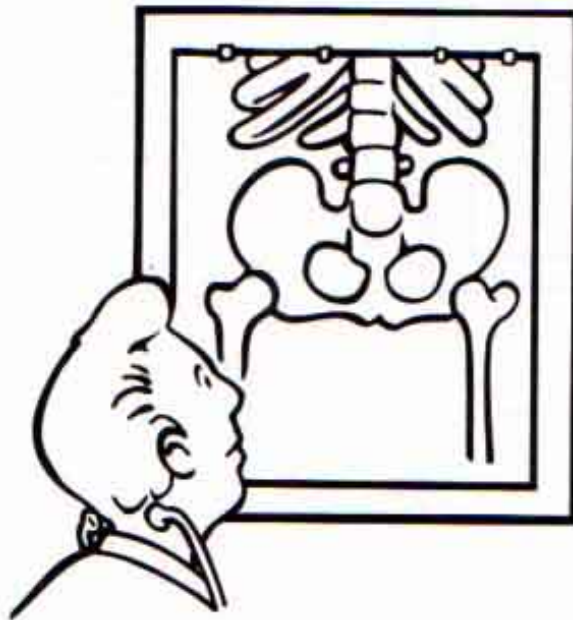
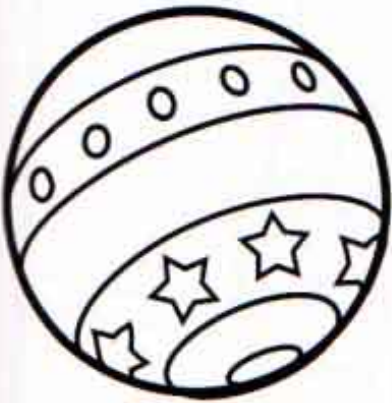


Name _____

 **Circle** the X or x in these words:

Xavier X ray exit dog
 rabbit Rex xylophone tax
 excellent exercise play bat

 **Circle** the pictures that start with the sound of Xx.
Color the pictures.

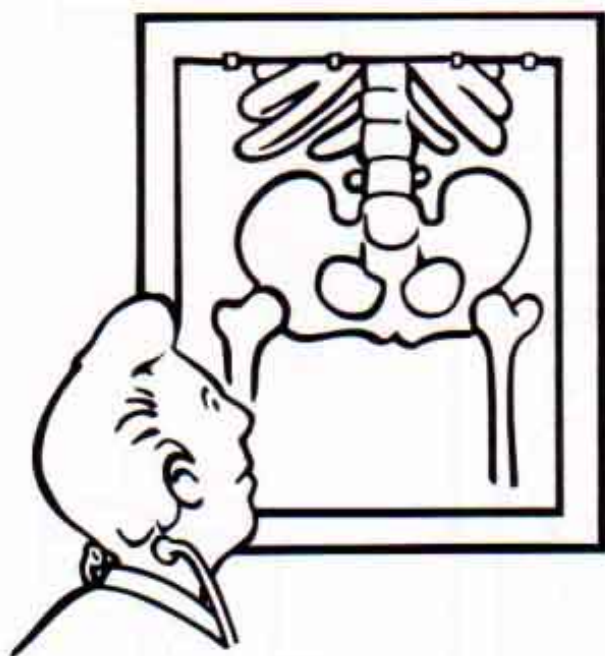


Name _____



These words start with **X** or **x**.

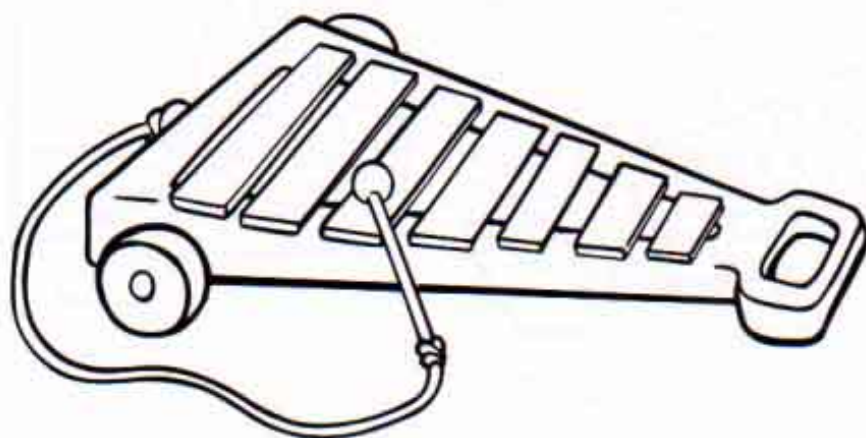
 **Write** the **lowercase x** on the line.
Color the pictures. 



X is for _____ ray.



X is in E_____it.





X is for _____ylophone.



Name _____


 Color the **UPPERCASE X's** **red**. Color the lowercase **x's** **blue**. 

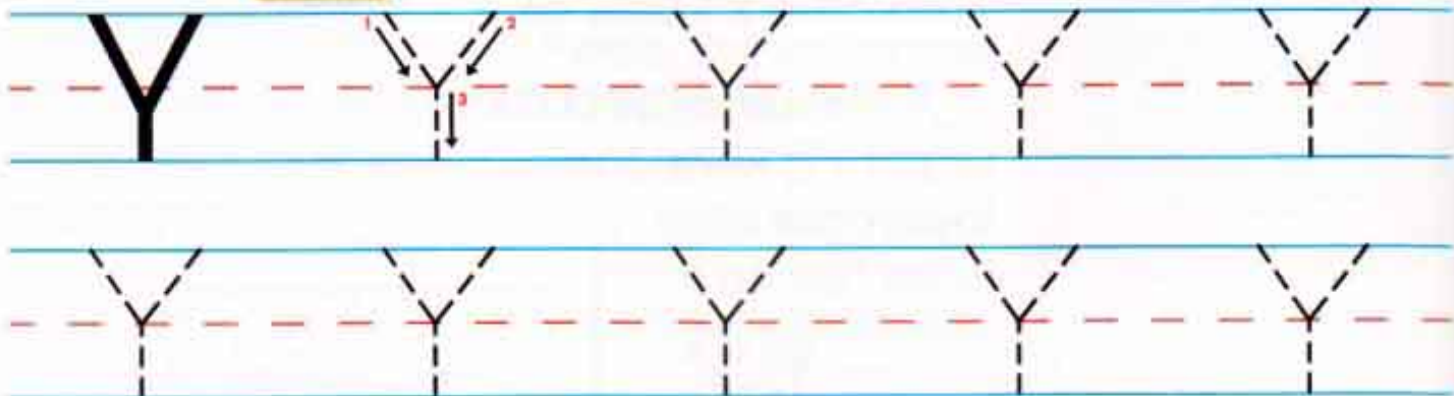
 For each **UPPERCASE** letter, write its matching **lowercase** letter next to it. For each **lowercase** letter, write its matching **UPPERCASE** letter next to it.




Name _____


Letter Uppercase


 Trace the letters.

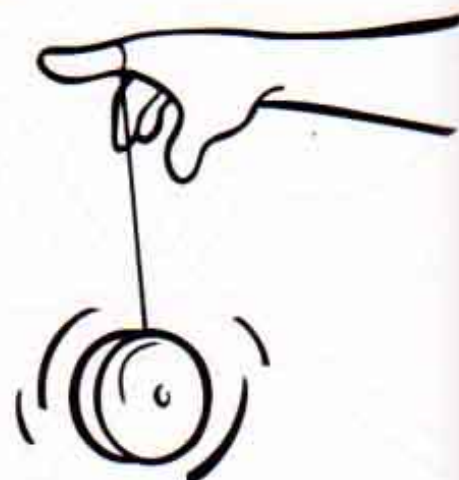
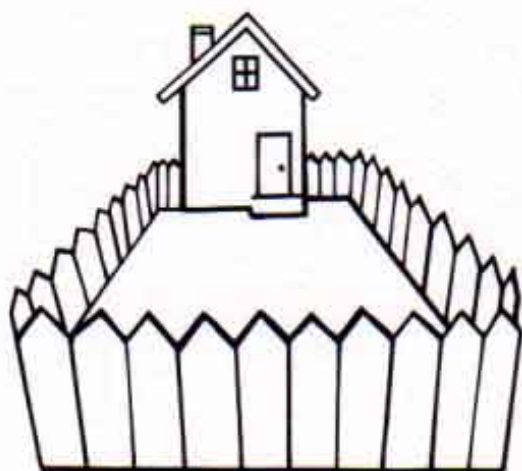


Letter Lowercase

 Trace the letters.



These pictures begin with the letter Yy.  Color the pictures.






Name _____

 **Circle** the Y or y in these words:

yarn yo-yo yard Yuri
Yvonne yes yoke watch
vine yesterday yellow us

 **Circle** the pictures that start with the sound of Yy.
Color the pictures. 

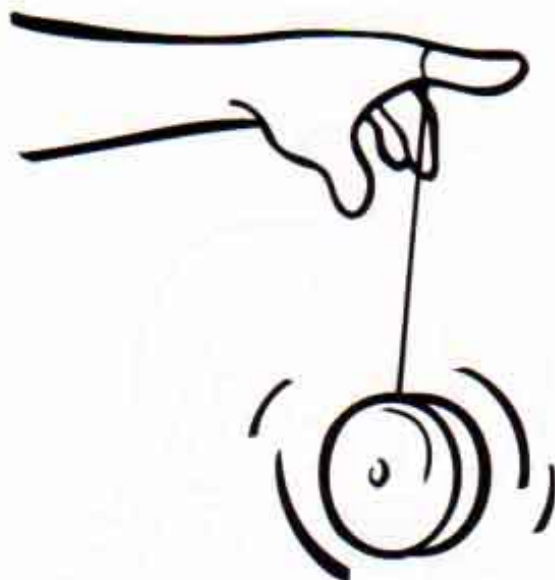


Name _____



These words start with **Y** or **y**.

 **Write** the **lowercase y** on the line.
Color the pictures. 



Y is for _____ o-yo.



Y is for _____ arn.





Y is for _____ ogurt.



Name _____

Find each **Y** and **y** hidden in the yard.

 **Color** each **Y** **red** and each **y** **yellow**. 
Color the rest of the yard and make it fun! 




Name _____



Make this yo-yo spin.

 **Color** only the pictures that begin with the sound of **Yy**.

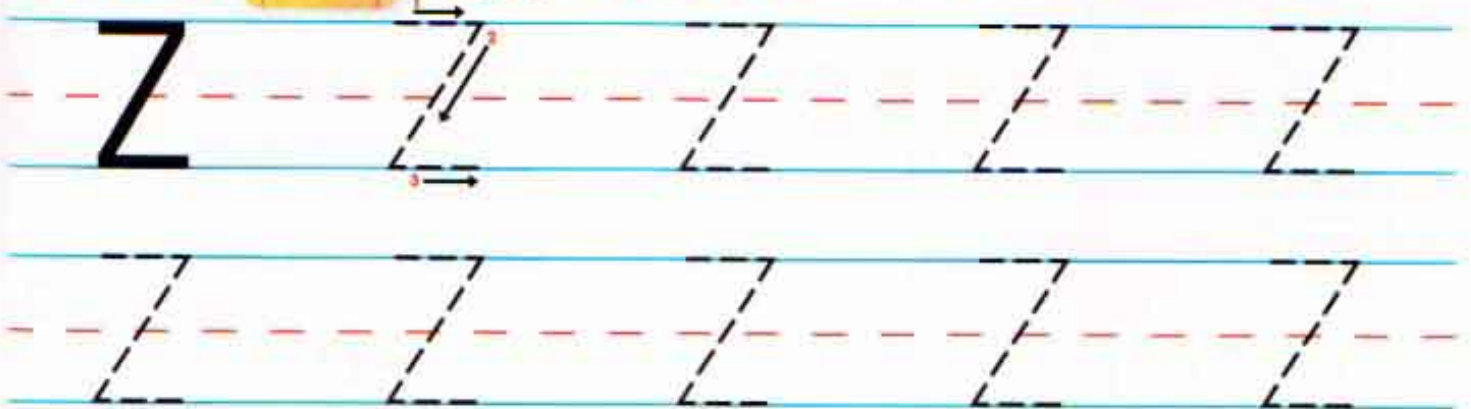


Name _____

Letter **Z** Uppercase




Trace the letters.



Letter **z** Lowercase




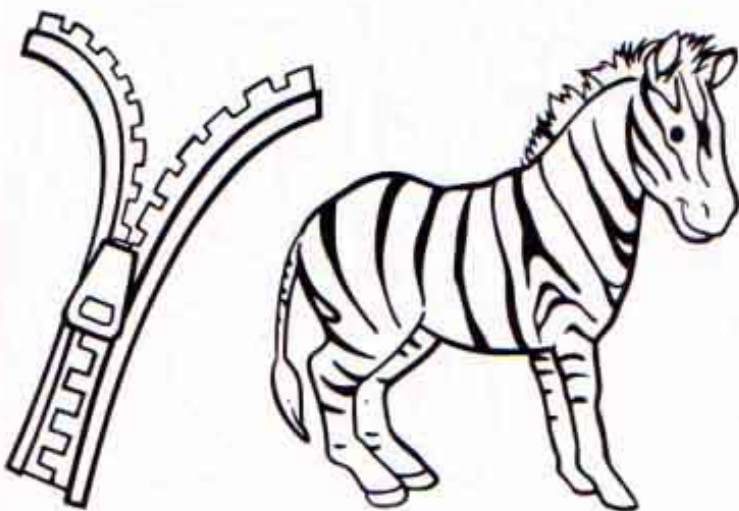
Trace the letters.



These pictures begin with the letter **Zz**.



Color the pictures.



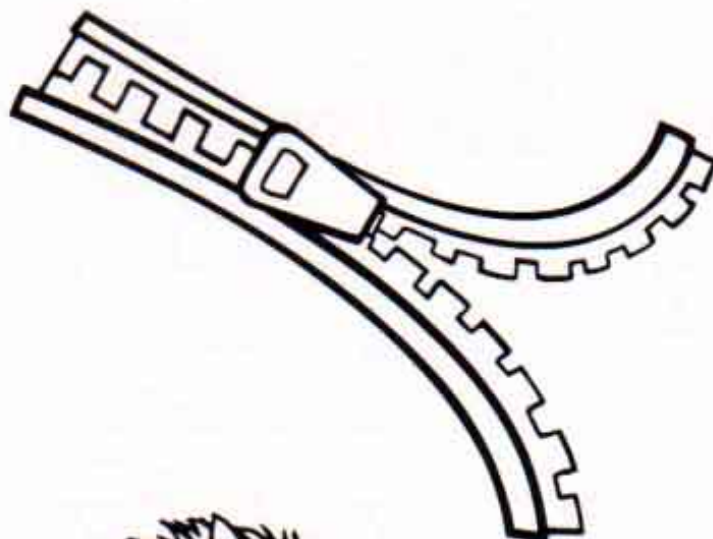



Name _____

 Circle the Z or z in these words:

zipper	zebra	last	zig-zag
jazz	Zelda	zoom	zero
frog	zone	lizard	zoo

 Circle the pictures that start with the sound of Zz.
Color the pictures. 

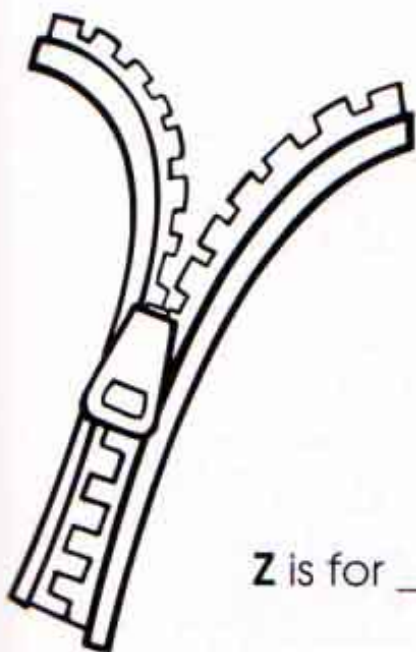




Name _____

These words start with **Z** or **z**.

 Write the **lowercase z** on the line.
Color the pictures. 



Z is for _____ipper.

Z is for _____ig-zag.




Z is for _____ebra.

Name _____



Take a trip through the zoo.

 **Color** only the pictures that begin with the sound of **Zz**.





Name _____



Trace the letters **Aa-Zz**. Then practice **writing** them on the lines below.


Aa Bb Cc Dd

Ee Ff Gg Hh Ii

Jj Kk Ll Mm



Name _____

 **Trace** the letters **Aa-Zz**. Then practice **writing** them on the lines below.

Nn Oo Pp Qq



Rr Ss Tt Uu Vv


Ww Xx Yy Zz



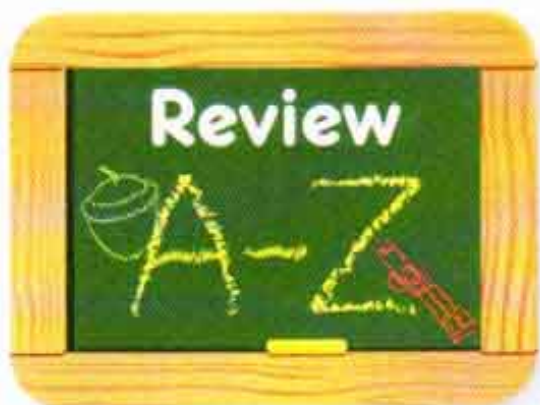
Name _____

Alphabet X ray

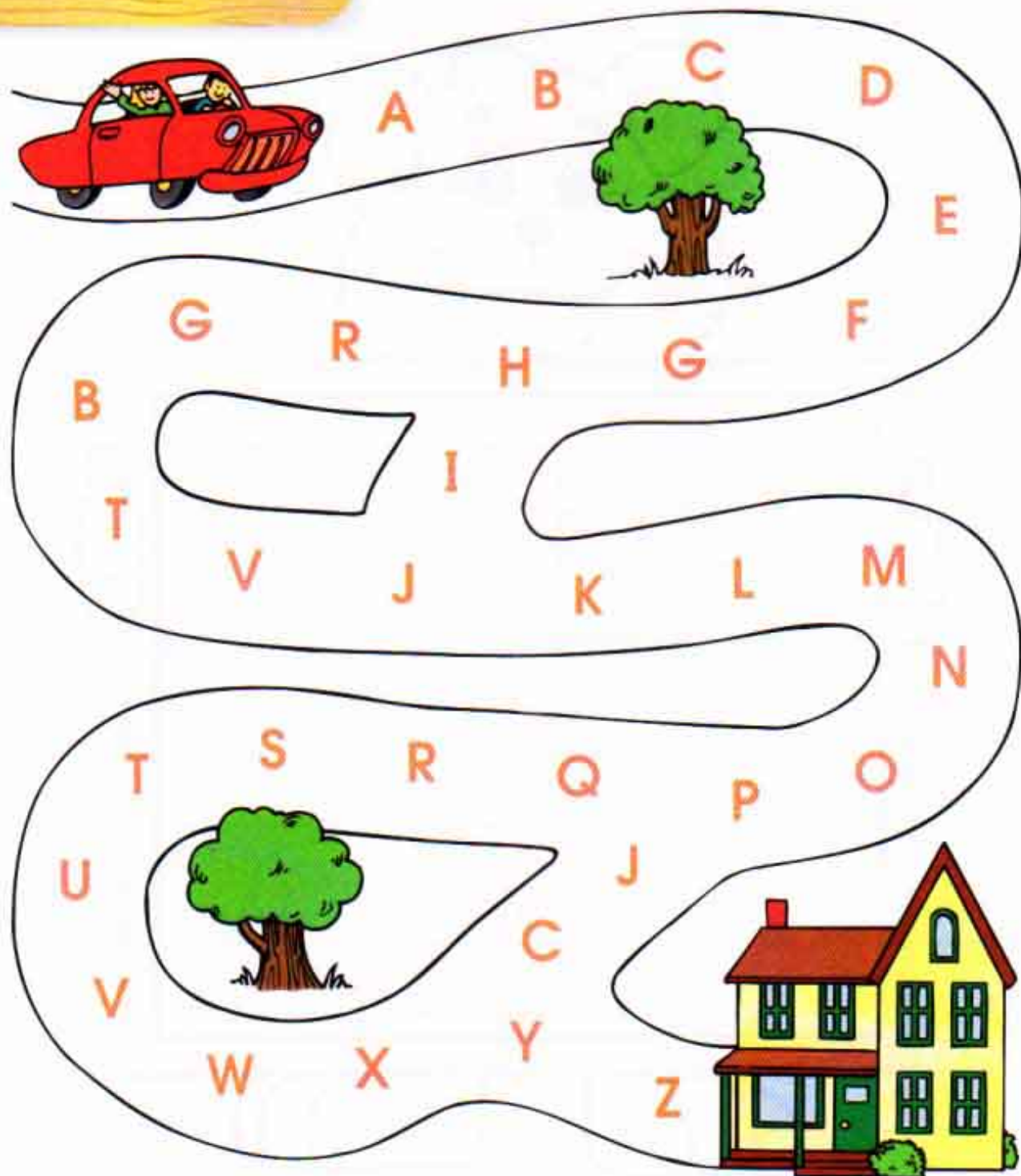
 **Trace** all the letters in the X ray.
Color the picture. 



Name _____



 **Draw** a line from **A-Z** to show the way to Grandma and Grandpa's house.



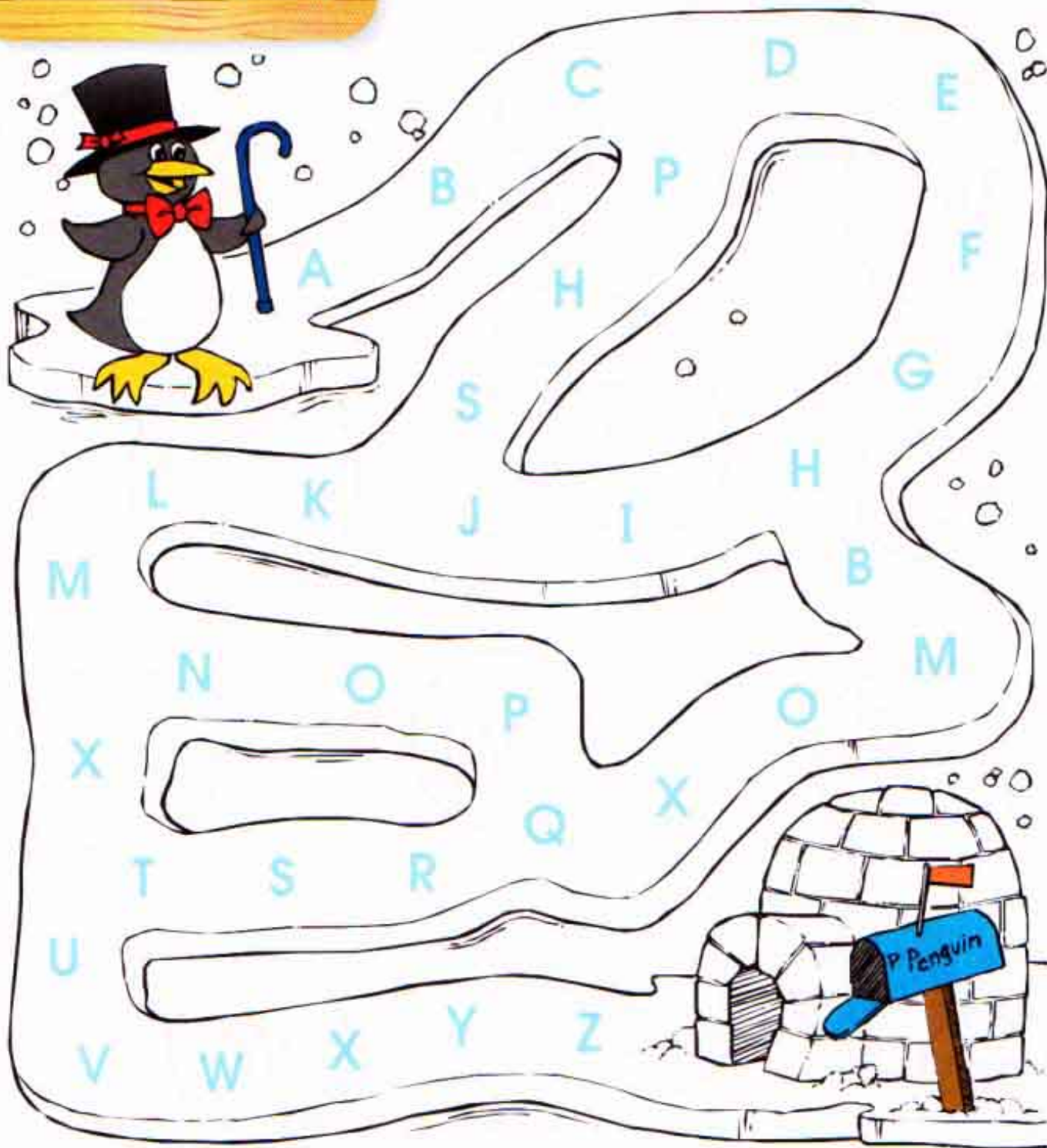


Review

A-Z


Name _____

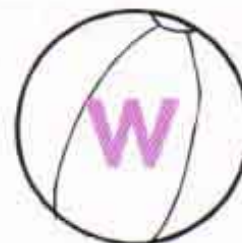

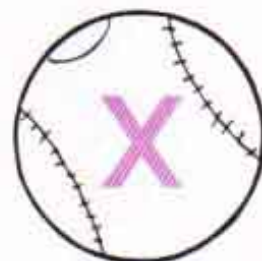

 **Draw** a line from **A-Z** to show the way to P. Penguin's house.





Name _____

 Draw a line between the **UPPER** and **lowercase** letters that belong together.





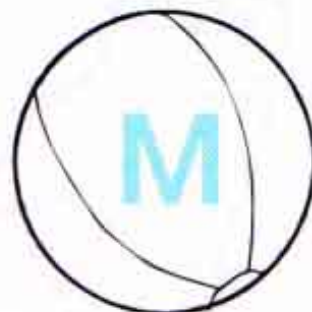
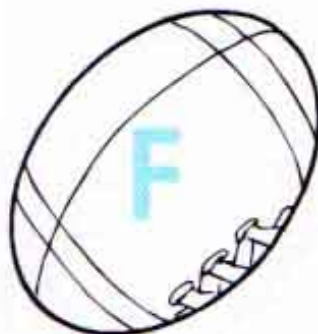
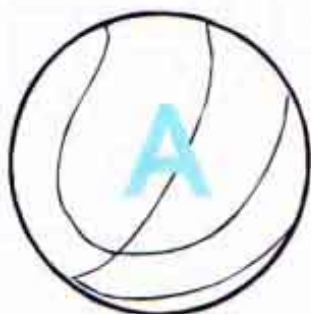
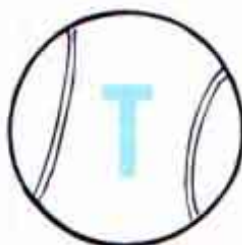
Review

A-Z

Name _____


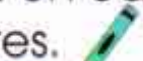





Draw a line between the **UPPER** and **lowercase** letters that belong together.





Name _____

 **Trace** the **UPPER** and **lowercase** letters on each object. **Color** the pictures. 


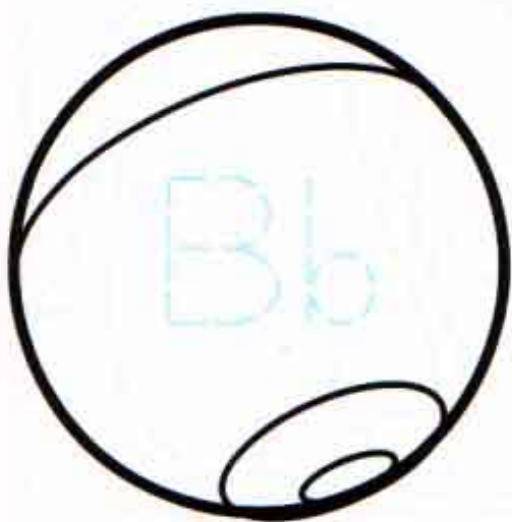



Review

A-Z



Name _____




Trace the **UPPER** and lowercase letters on each object. **Color** the pictures.





Name _____


 **Trace** the **UPPER** and **lowercase** letters on each object. **Color** the pictures. 





Name _____




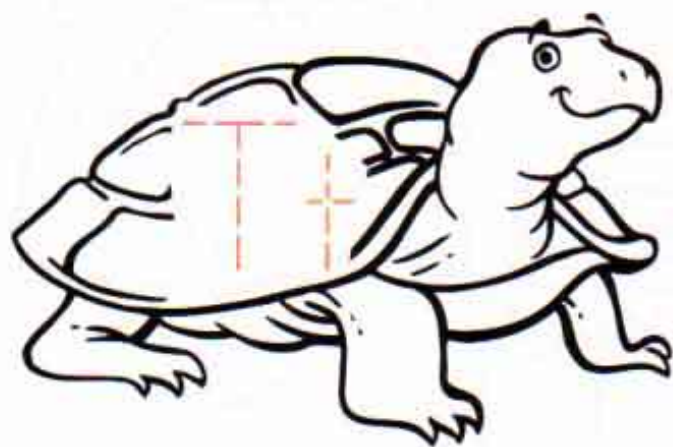
 **Trace** the **UPPER** and **lowercase** letters on each object. **Color** the pictures. 




Name _____





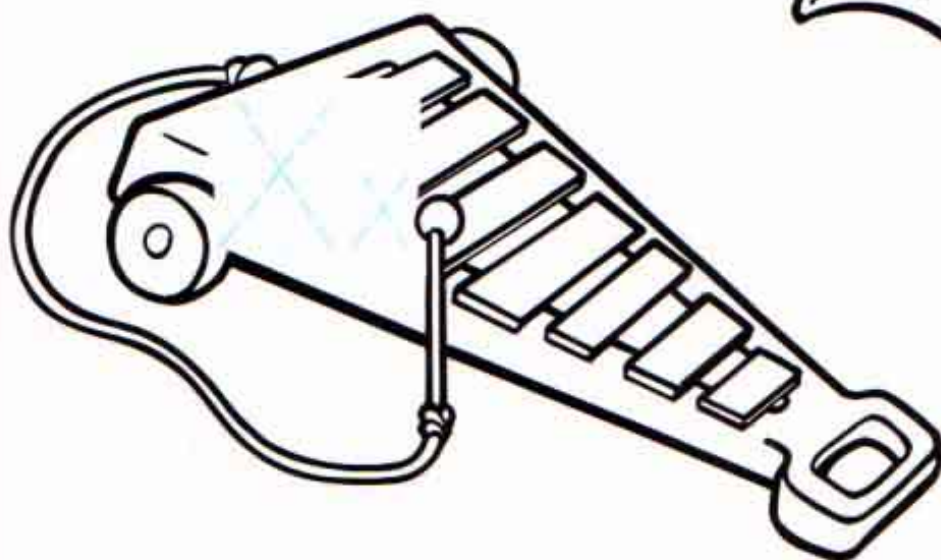
 **Trace** the **UPPER** and **lowercase** letters on each object. **Color** the pictures. 





Name _____

 **Trace** the **UPPER** and **lowercase** letters on each object. **Color** the pictures. 





Name _____




Draw a line between the **UPPER** and **lowercase** letters that belong together.




d
c
a
b
e
g
f



Name _____



 Draw a line between the **UPPER** and **lowercase** letters that belong together.

H



I



J



K



L



M



i

h

l

j

m

k

Name _____



Draw a line between the **UPPER** and **lowercase** letters that belong together.



N



O



P



Q



R



S



T



p

o

n

r

q

t

s



Review

A-Z

Name _____

 Draw a line between the **UPPER** and **lowercase** letters that belong together.

U



v

V



w

W



u

X



z

Y



x


Z



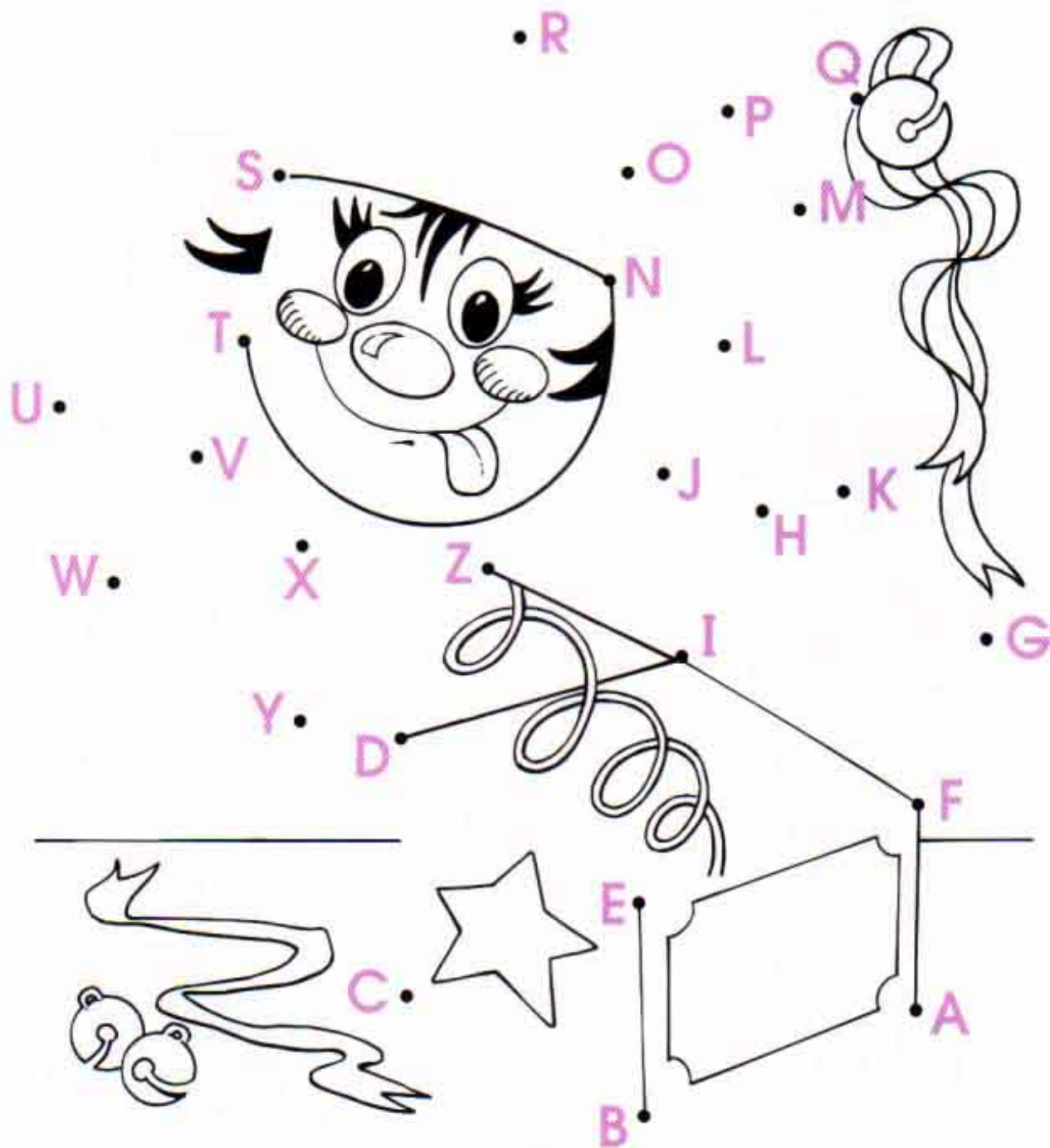
y



Name _____

 **Connect** the dots from **A-Z**. Use the correct color for each part of the line. What do you see?

A-F = **red** F-I = **yellow** I-N = **blue**
N-T = **green** T-Z = **purple**





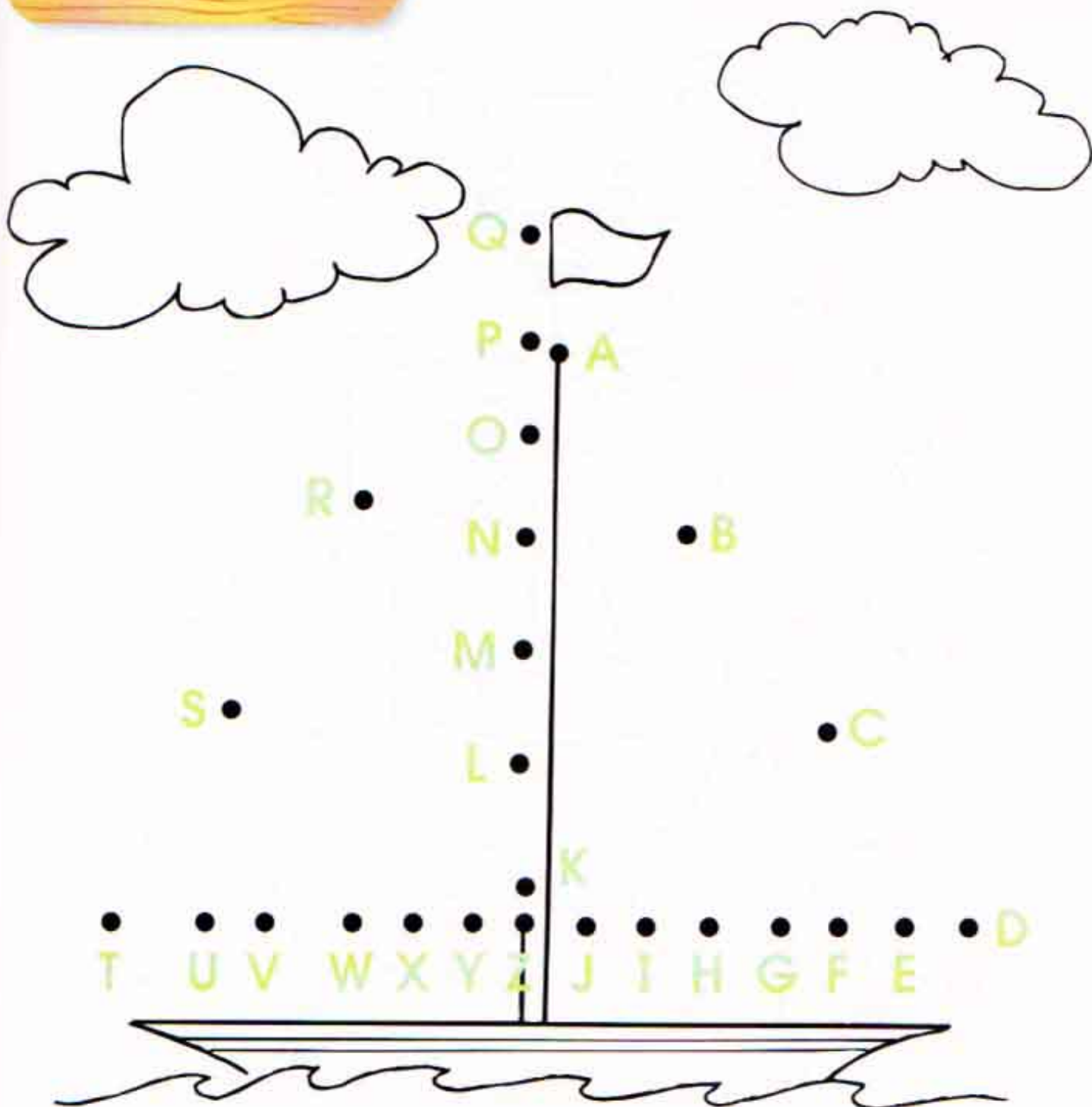



Review

A-Z


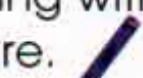
Name _____


 **Connect** the dots as you say the alphabet, starting with the letter **A**.
Color the picture. 





Name _____

 **Connect** the dots as you say the alphabet, starting with the letter **A**.
Color the picture. 




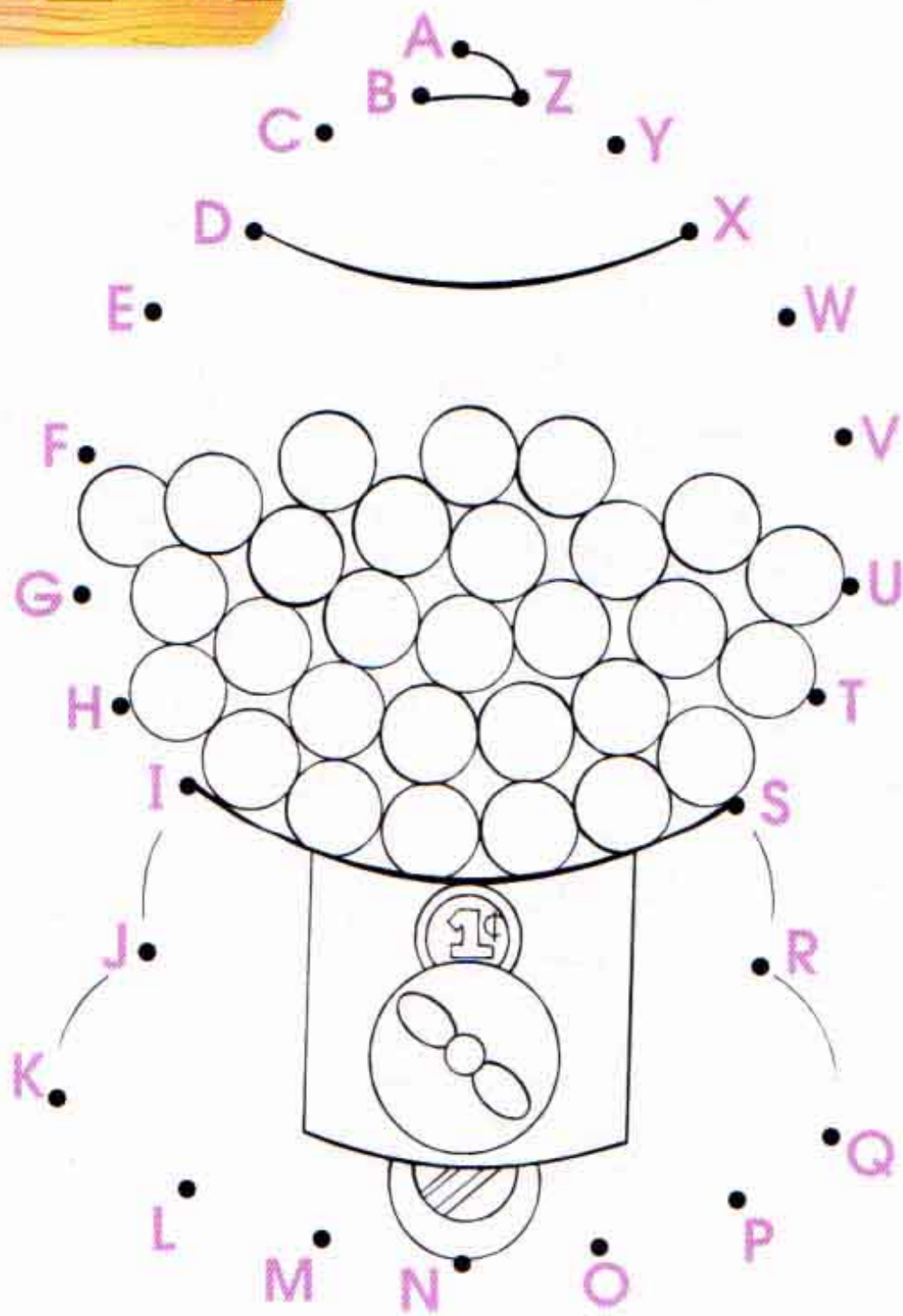


Review

A-Z

Name _____

 **Connect** the dots from **A-Z**. **Color** the gum balls with your favorite colors! 





Name _____

 **Connect** the dots from **A-Z**.
Color the picture. 


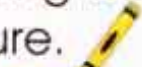




Name _____

Review

A-Z

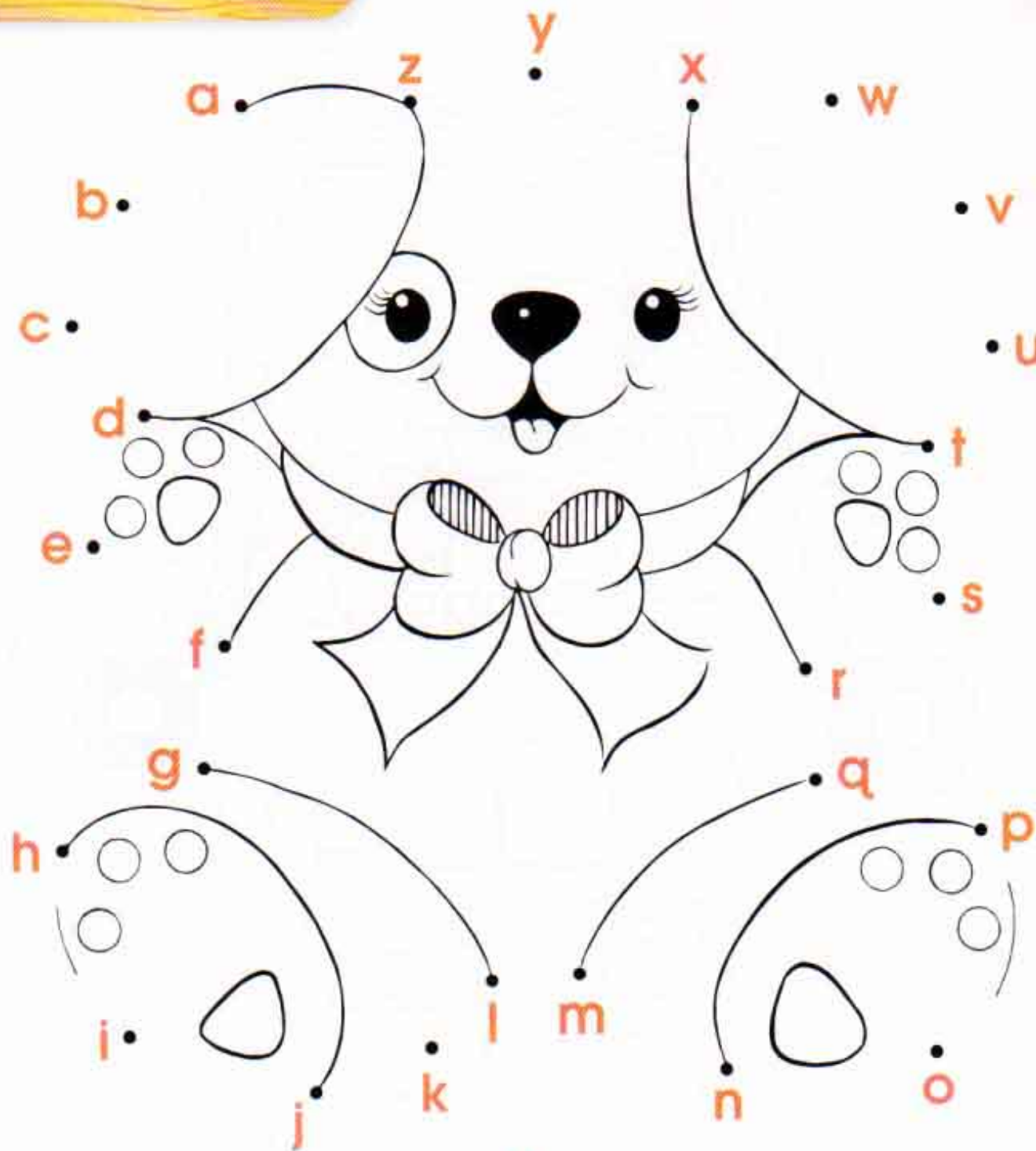
 **Connect** the dots as you say the alphabet, starting with the letter **a**.
Color the picture. 






Name _____

 **Connect** the dots from **a-z**.
Color the picture. 








Name _____

Short Aa is the sound you hear at the beginning of the word **alligator**.



Color the pictures that begin with the sound of **short Aa**.







Name _____

**Beginning
Consonant**

Bb




Say each picture name. If the picture name begins with the same sound as **ball**, **color** the space with that picture.



Name _____



Give the caterpillar some spots.

Say the name of each picture. If the picture name begins with the same sound as **caterpillar**,  **circle** the picture to make a spot.



Beginning Sounds

Aa Bb Cc

Name _____

Say the sound the letters make.




Circle the pictures in each row that begin with the sound of the letter shown.

Aa



Aa




Bb



Bb

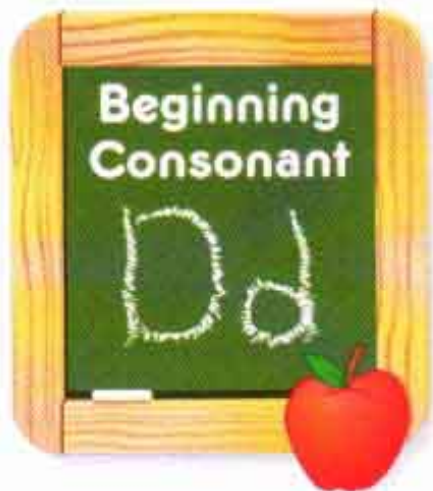


Cc




Cc






Name _____

Say the picture names in each box on the door.

 **Circle** the picture whose name begins with the same sound as **dinosaur**.



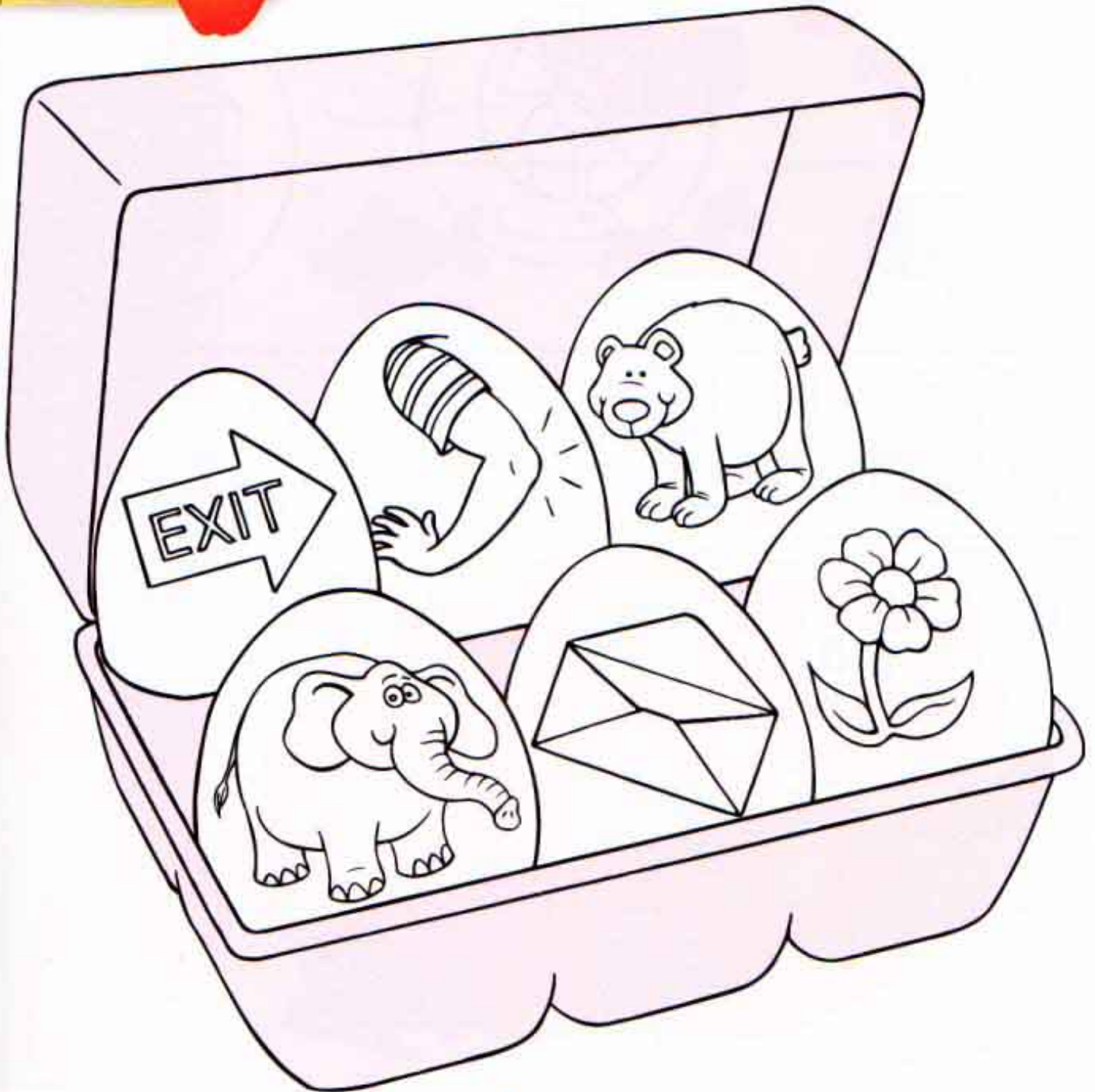
Uu Vv Ww Xx Yy Zz

Name _____



Short Ee is the sound you hear at the beginning of the word **eggs**.


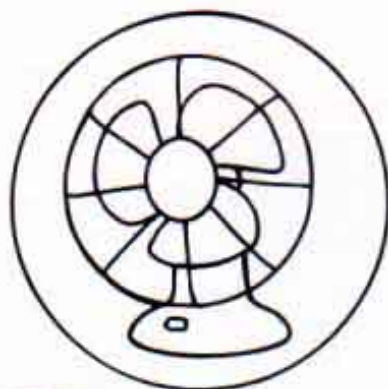
 **Color** the eggs with pictures that begin with the sound of **short Ee**.



Name _____




Look at the bubbles below. Say each picture name. If the picture name begins with the same sound as **fish**, **color** the bubble **blue**.





Name _____

Say the sound the letters make.

 **Circle** the pictures in each row that begin with the sound of the letter shown.

Dd




Dd



Ee



Ee



Ff



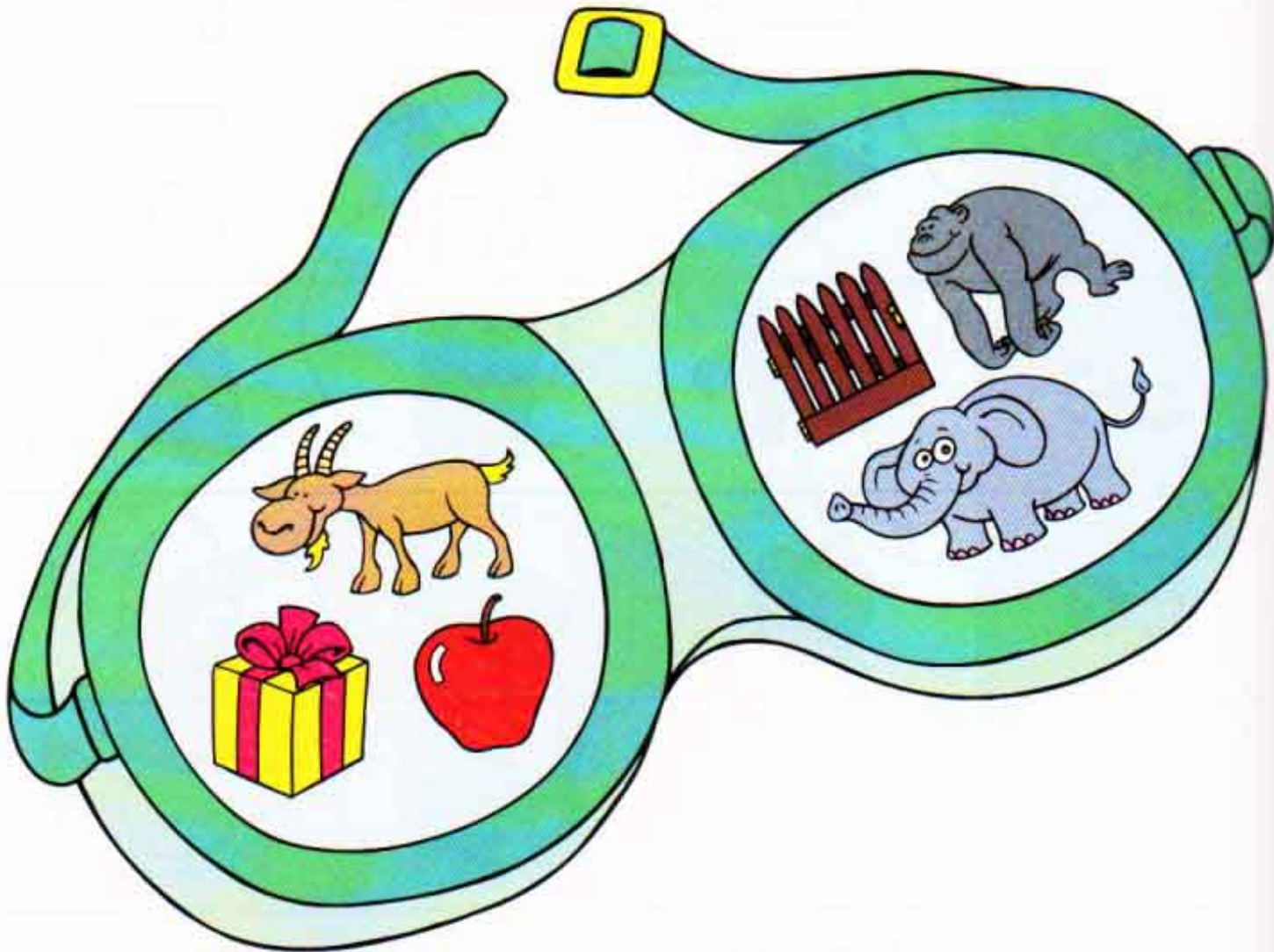
Ff





Name _____

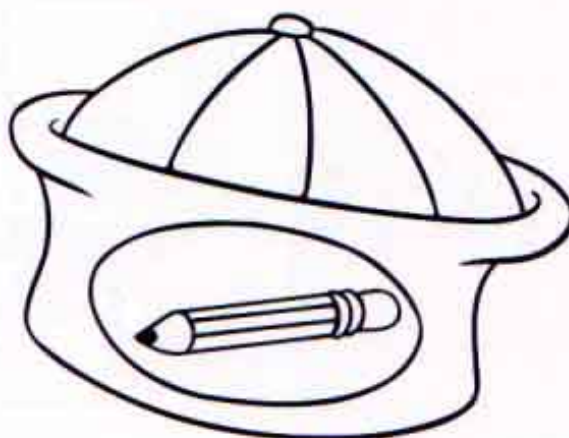
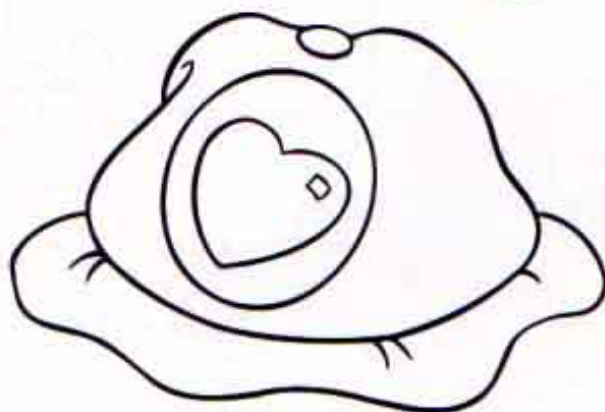

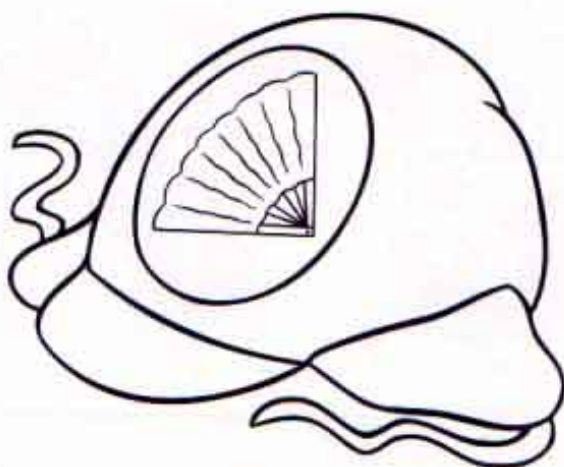

Say each picture name.

 **Circle** the pictures whose names begin with the same sound as **goggles**.



Name _____


Say each picture name. If the picture name begins with the sound of **Hh**, **color** the hat.







Name _____


Say the sound the letters make.

 **Circle** the pictures in each row that begin with the sound of the letter shown.


Ff



Gg



Hh




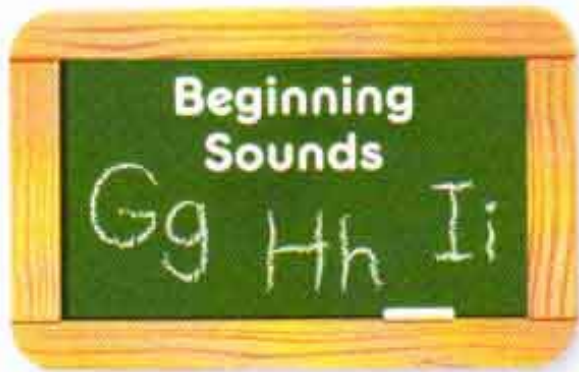
Name _____



Short Ii is the sound you hear at the beginning of the word **igloo**.

 **Color** the pictures that begin with the sound of **short Ii**.









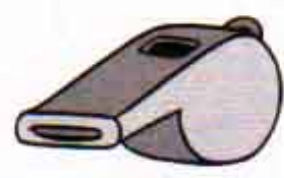


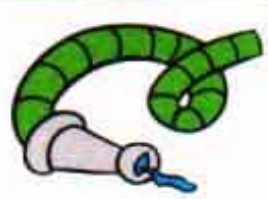




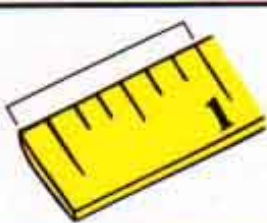





Name _____

Say the sound the letters make.

 **Circle** the pictures in each row that begin with the sound of the letter shown.

Gg			
Gg			
Hh			
Hh			
Ii			
Ii			




Name _____

What is Jamie wearing today?

Say each picture name.

 **Color** the spaces whose picture names begin with the sound of **Jj blue**. **Color** the other spaces **yellow**. 



◆ What is Jamie wearing? _____



Name _____

**Beginning
Consonant**

Kk




Look at the pictures on the kite's tail. Say each picture name. If the picture name begins with the same sound as **kite**, color that part of the tail **orange**. Then color the kite.









Name _____

What belongs in the lion's cage?

 **Color** only those pictures whose names begin with the same sound as **ladder**.



Name _____


Beginning Sounds

Jj Kk Ll


Say the sound the letters make.

 **Circle** the pictures in each row that begin with the sound of the letter shown.

Jj



Jj



Kk



Kk




Ll



Ll






Name _____

Say each picture name.

 **Color** the pictures whose names begin with the same sound as **macaroni** and **meatballs**.



Name _____


Beginning
Consonant

Nn

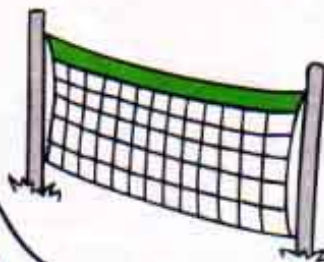




Help the baby birds find their nest.

 **Draw** a line to follow the path with the pictures whose names begin with the same sound as **nest**.




9




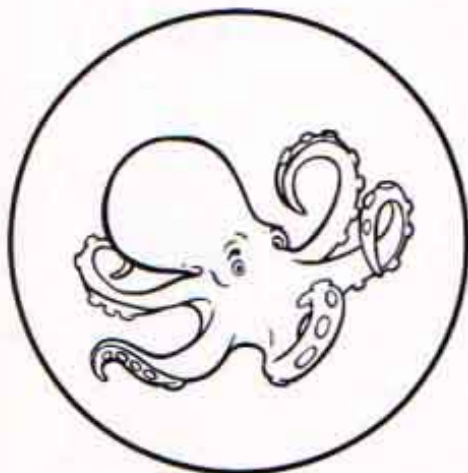


Name _____



Short Oo is the sound you hear at the beginning of the word **offer**.


 **Color** the pictures that begin with the sound of **short Oo**.





















Name _____



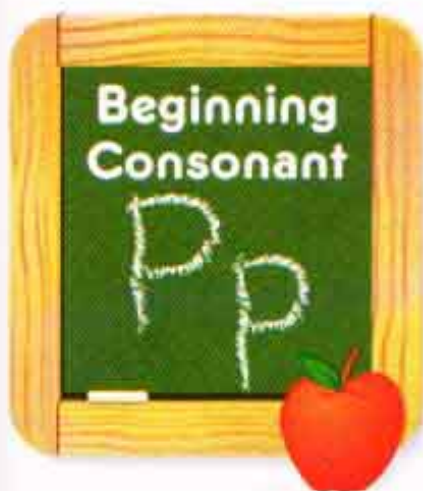
Say the sound the letters make.

 **Circle** the pictures in each row that begin with the sound of the letter shown.


Mm			
Mm			
Nn			
Nn			
Oo			
Oo			



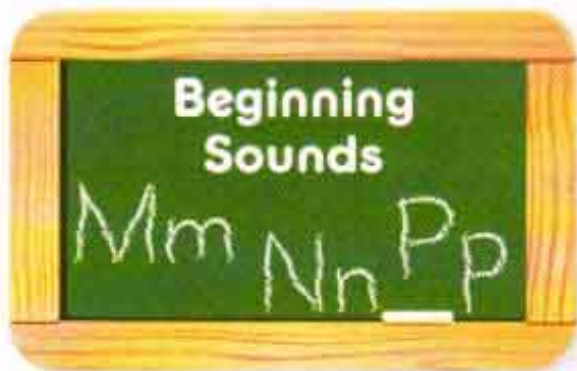
Name _____



Pam packs only things whose names begin with the same sound as **panda**. Say the picture names.

 **Circle** each picture whose name begins with the same sound as **Pam** and **panda**.





Name _____


Say the sound the letters make.


Circle the pictures in each row that begin with the sound of the letter shown.


Mm




Nn



Pp



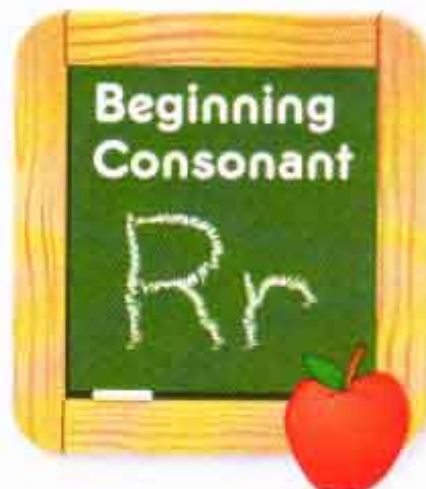
Name _____



Look at the pictures on the quilt below.
Say each picture name. If the picture name
begins with the same sound as **quilt**, color
the square **yellow**. **Color** the other squares
purple.




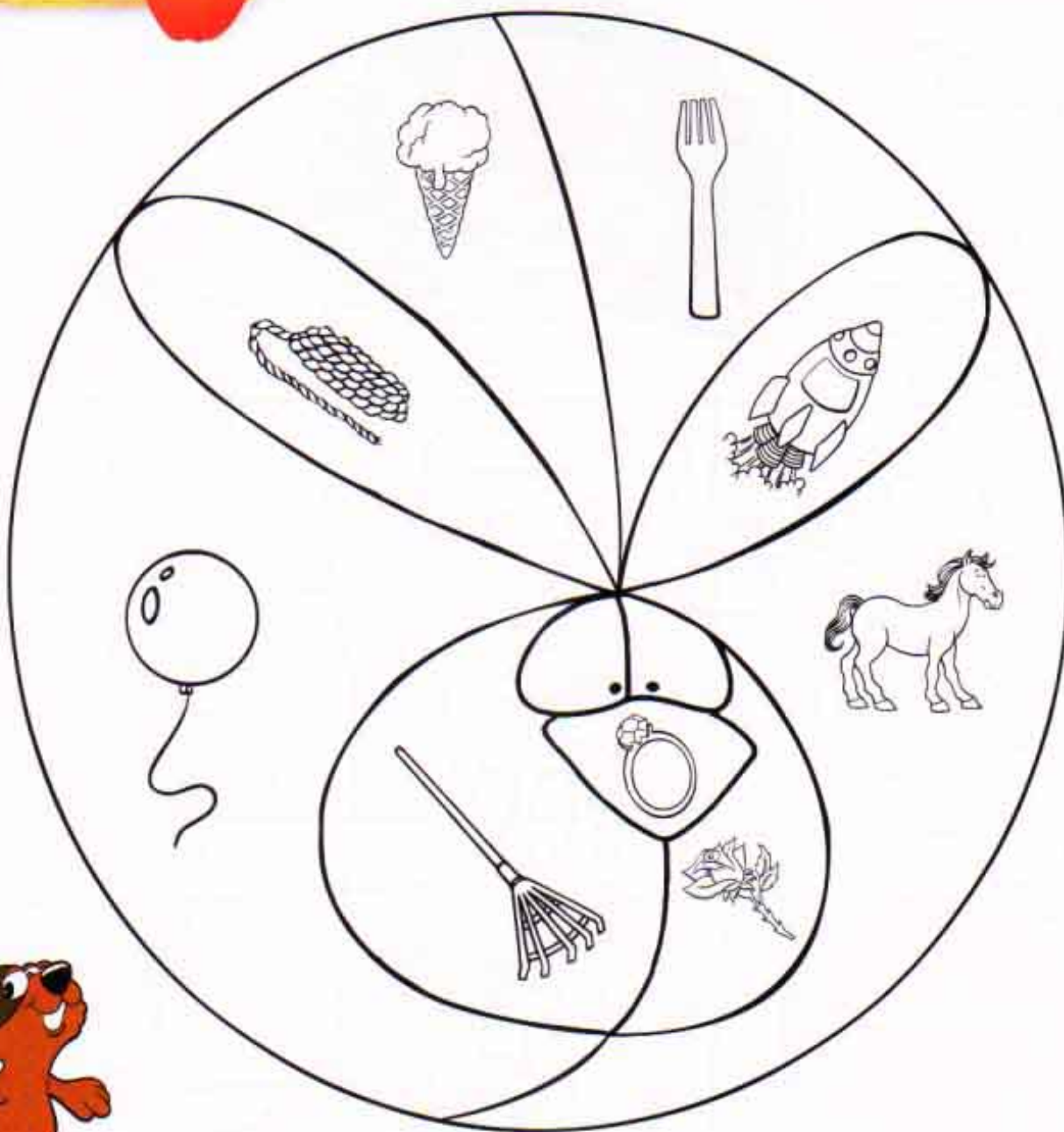
Name _____



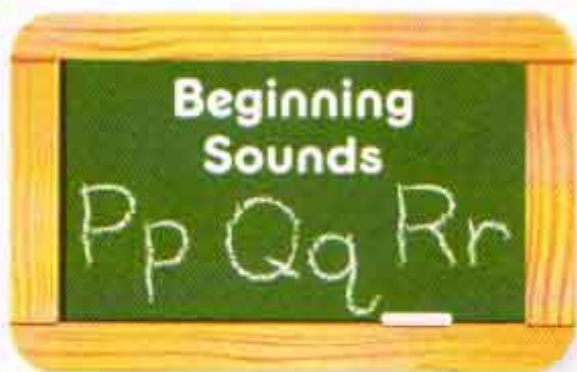
Who is the raccoon going to visit?

Say each picture name.

 **Color** the spaces with pictures whose names begin with the same sound as **raccoon**.




Who is the raccoon going to visit? _____



Name _____

Say the sound the letters make.

 **Circle** the pictures in each row that begin with the sound of the letter shown.

Pp



Pp



Qq



Qq



Rr



Rr




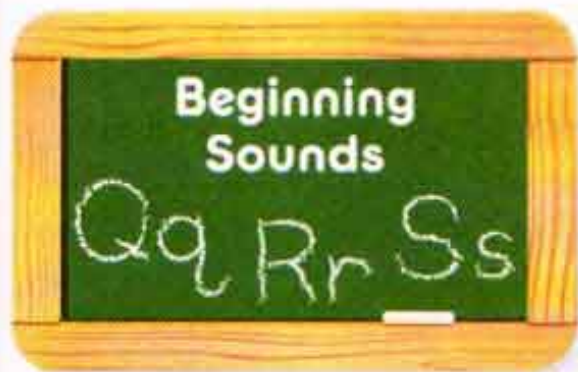


Name _____

Find the letter **S**.


Say each picture name. If the picture name begins with the same sound as **six**, **color** the space **blue**. **Color** the other spaces **orange**. Do you see the **S**?





Name _____

Say each picture name. Say the letters.

 **Draw** a line from each picture to its matching letter.

Qq



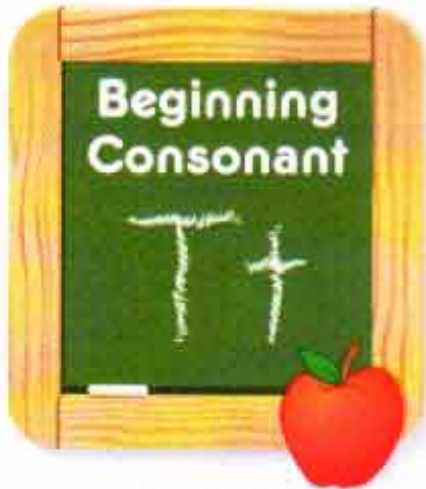
Rr




Ss



Name _____



Say the picture name for each toy in the tub.

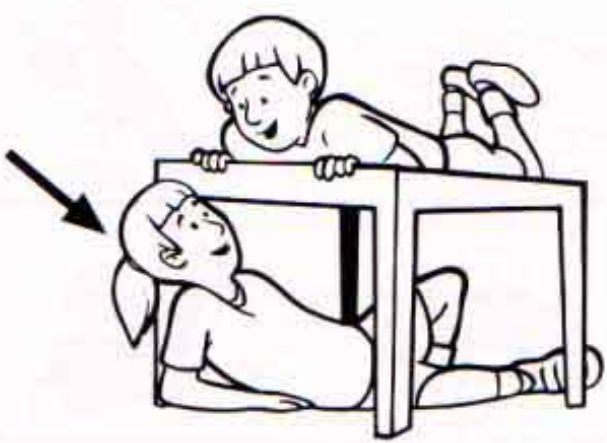
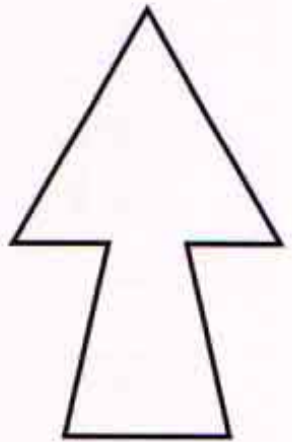
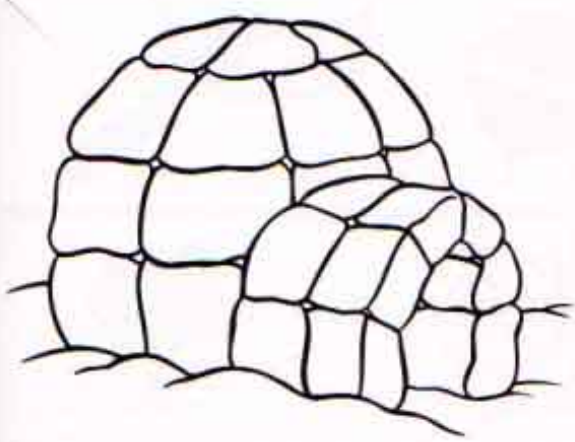

 **Draw** an **X** on the pictures whose names begin with the same sound as **tub**.

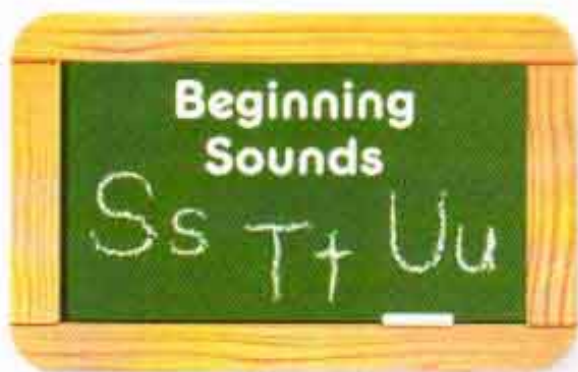




Name _____


Only the pictures whose names begin with the sound of **short Uu** belong under the umbrella. **Color** these pictures.























Name _____

Say the sound the letters make.

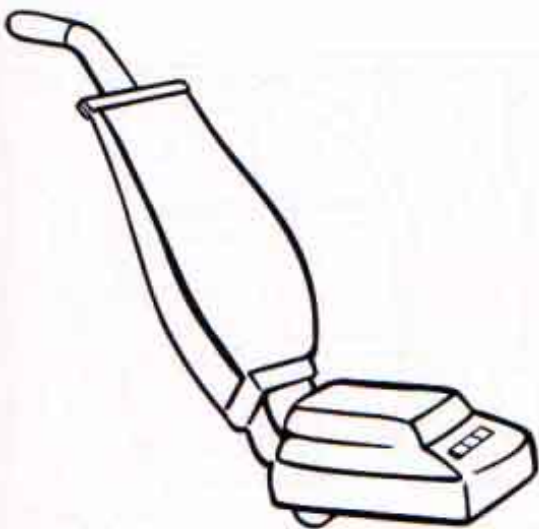


 **Circle** the pictures in each row that begin with the sound of the letter shown.

Ss			
Ss			
Tt			
Tt			
Uu			
Uu			

Name _____



The vacuum cleaner picks up only pictures whose names begin with the sound of **Vv**.
Color these pictures.








Name _____



The wagon can carry only pictures whose names begin with the sound of **Ww**.

Color these pictures.






Name _____


Say the sound the letters make.

 **Circle** the pictures in each row that begin with the sound of the letter shown.

Tt



Vv



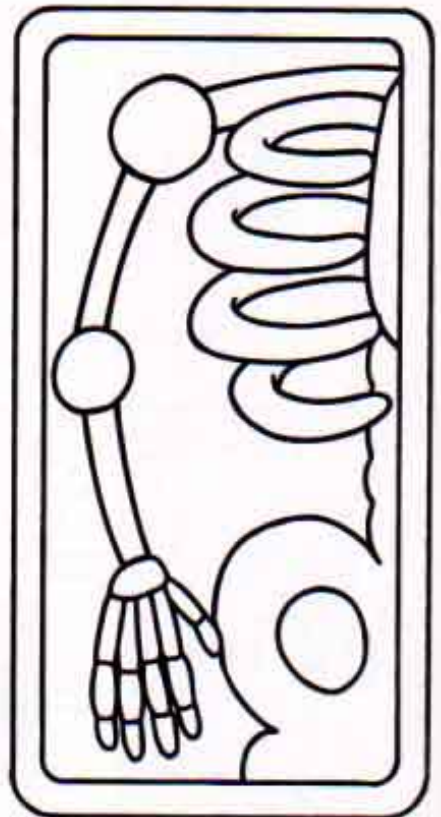
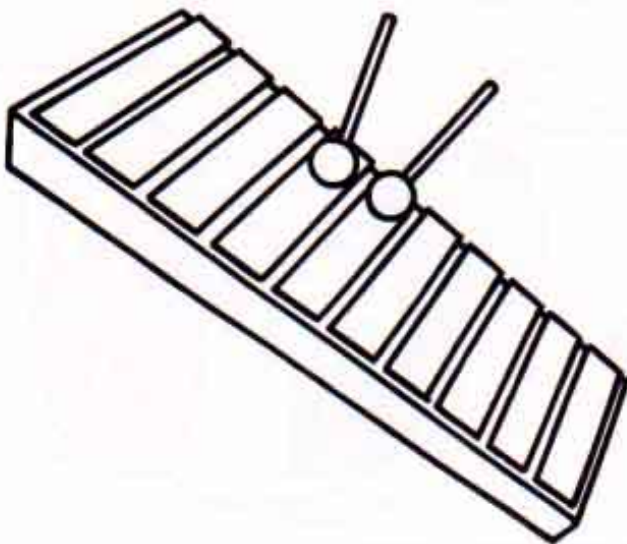
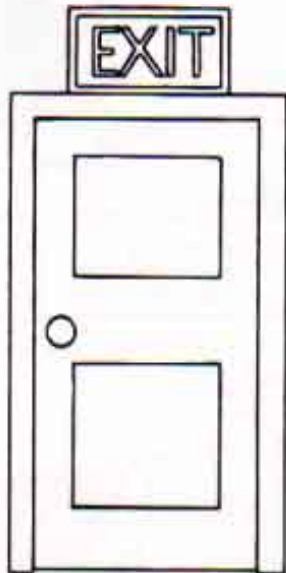
Ww



Name _____



Color the pictures that have the sound of **Xx** in them.





Name _____

Say the sound the letters make.

 **Circle** the pictures in each row that begin with the sound of the letter shown.

Vv



Vv



Ww



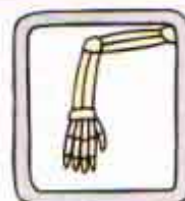
Ww



Xx



Xx



Name _____




Say each picture name.

 Draw a **green** line from each ball of yarn to the pictures whose names begin with the sound of **Yy**.





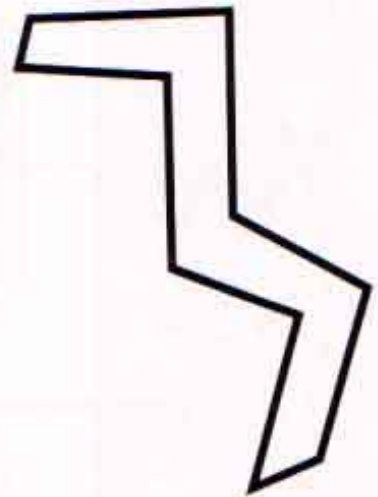
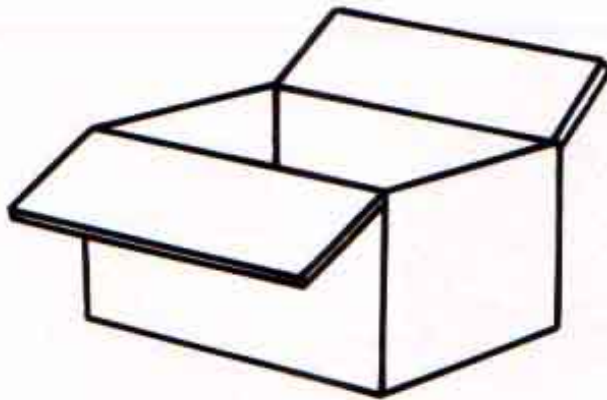
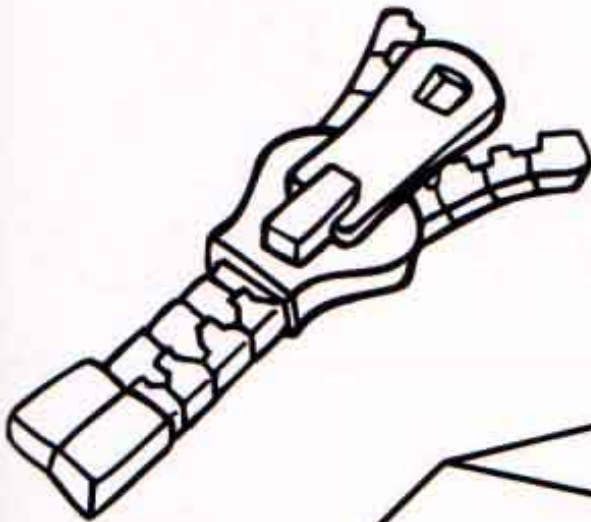


Name _____



Say each picture name.

 **Color** the pictures whose names begin with the sound of **Zz**.




Name _____

Beginning Sounds

Xx Yy Zz

Say the sound the letters make.

 **Circle** the pictures in each row that begin with the sound of the letter shown.

Xx

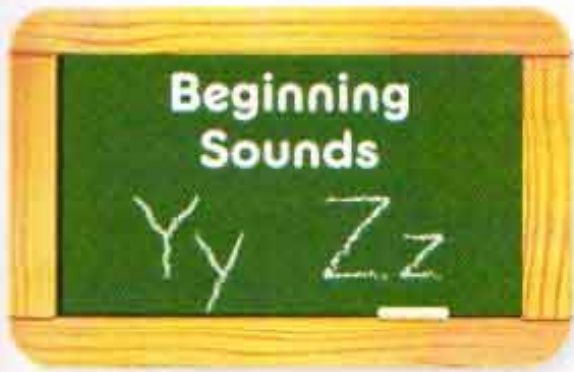


Yy




Zz





Name _____

Say the sound the letters make.

 **Circle** the pictures in each row that begin with the sound of the letter shown.

Yy





Yy



Zz




Zz





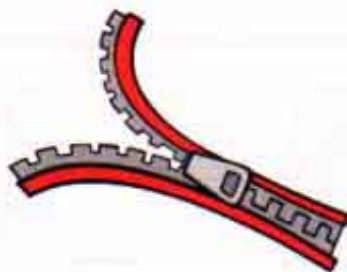
Name _____

Say the name of each picture.

 **Write** the letter that makes the beginning sound for each picture.



_____ ar



_____ ipper




_____ ite



_____ etter



_____ oat



_____ ose



_____ un



_____ ouse



_____ urtle



_____ lasses



_____ ar




_____ og

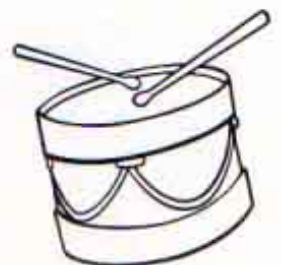
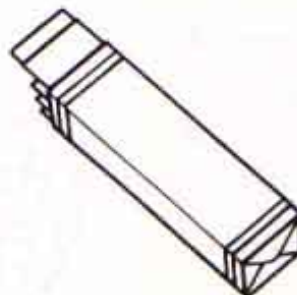

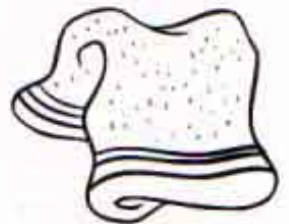




Name _____

Ending Consonant Sounds

Look at the picture in each box.


 **Color** the pictures in that row that end with the same sound.

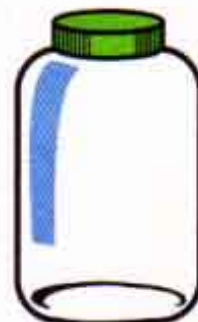




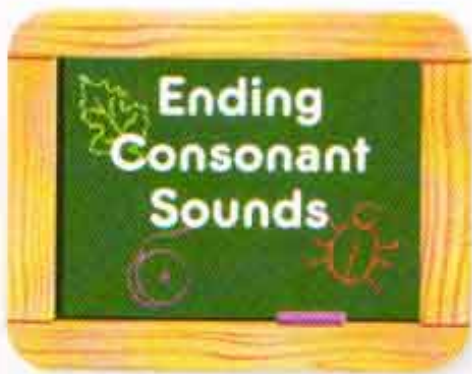
Name _____

Ending Consonant Sounds

Look at the picture in each box.


 **Circle** the pictures in that row that have the same ending sound.

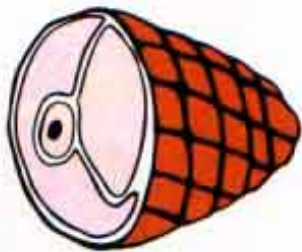




Name _____

Say the name of each picture.

 **Write** the letter to complete each word.




ha



ja




ru



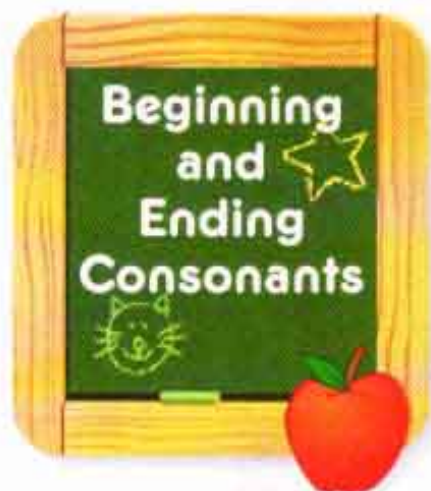
pi



da


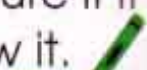


re



Name _____

Say the name of each picture.

 Draw a **blue** circle around the picture if it begins with the sound of the letter below it.
Draw a **green** triangle around the picture if it ends with the sound of the letter below it. 




w



l



m



k



n



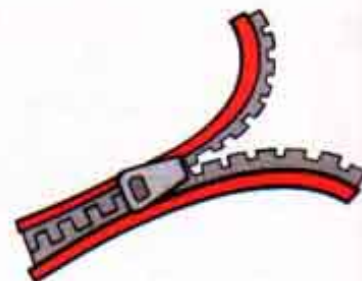
v



t



s






z



Name _____

Say the name of each picture.


 **Draw** a triangle around the letter that makes the beginning sound. **Draw** a square around the letter that makes the ending sound. **Color** the pictures. 



o r t



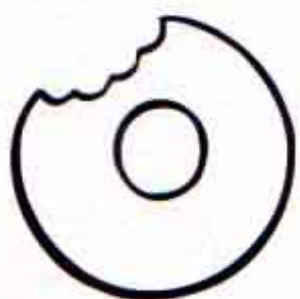
f d w




v t b




x c r



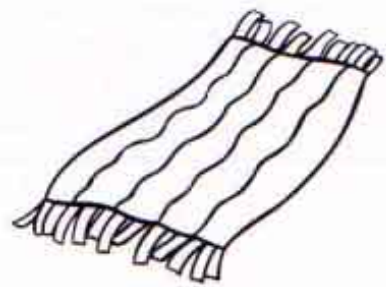
t g d



d a k



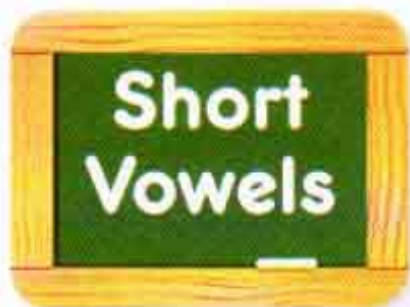
l t h



x g r



p t v




Name _____


Vowels are the letters **a**, **e**, **i**, **o**, and **u**. Short **a** is the sound you hear in **ant**. Short **e** is the sound you hear in **elephant**. Short **i** is the sound you hear in **igloo**. Short **o** is the sound you hear in **octopus**. Short **u** is the sound you hear in **umbrella**.

Say the short vowel sound at the beginning of each row. Say the name of each picture. Then **color** the pictures in each row that have the same short vowel sounds as that letter.

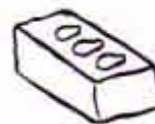
a



e



i



o



u



Name _____

**Review
Short Vowels**

Aa Ii

Say each picture name.




Circle the vowel sound you hear.



a i



a i



a i




a i



a i



a i



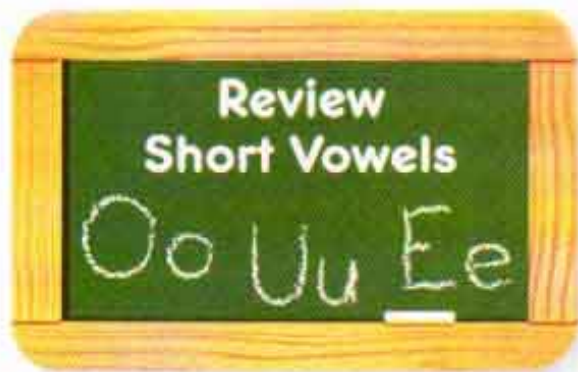
a i



a i




a i



Name _____

Say each picture name.

 **Circle** the vowel sound you hear.



o u e



o u e



o u e



o u e



o u e



o u e



o u e



o u e




o u e



Name _____

Vowel Sounds

Look at each picture.

 **Draw** a line to the letter that makes the same vowel sound.




a




e



i



o




u

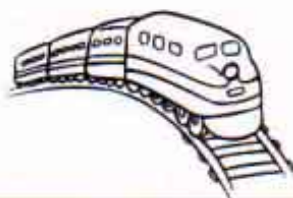
Long Vowels

Name _____

Vowels are the letters **a**, **e**, **i**, **o**, and **u**. Long vowel sounds say their own names. Long **a** is the sound you hear in **hay**. Long **e** is the sound you hear in **me**. Long **i** is the sound you hear in **pie**. Long **o** is the sound you hear in **no**. Long **u** is the sound you hear in **cute**.

Say the long vowel sound at the beginning of each row. Say the name of each picture. Then **color** the pictures in each row that have the same long vowel sounds as that letter. 

a



e



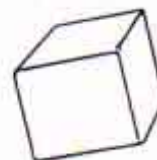
i



o



u






Name _____



Circle the word if it has a long vowel sound.
Remember, a long vowel says its name.



feet



snake




cup



hose



tie



hat



dog



rake



bug



bone

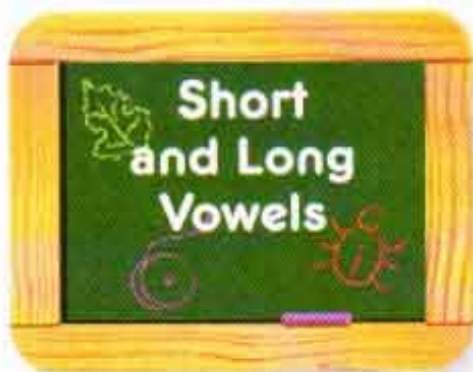


bib



net

Name _____



Say the name of each picture.

Write the vowel on each line that completes the word. **Color** the short vowel pictures. **Circle** the long vowel pictures.

a



j _ _ g

e



l _ _ af

i



l _ _ ck

o



t _ _ pe

u



p _ _ n



c _ _ t



c _ _ be




b _ _ ll



k _ _ te




r _ _ pe


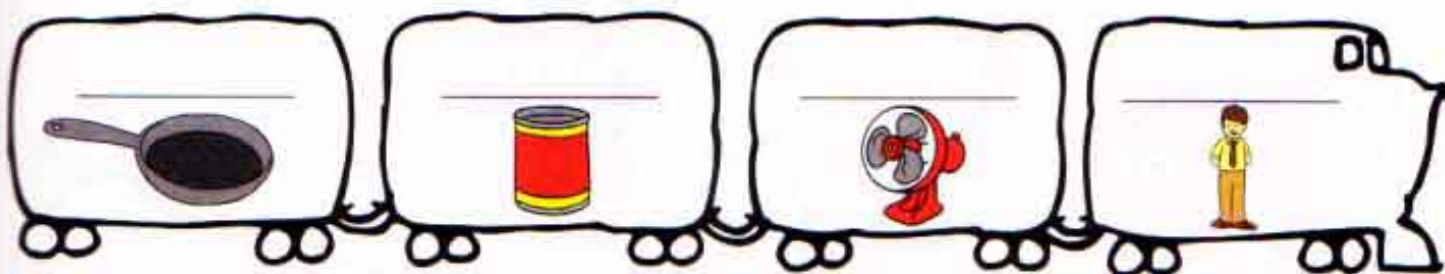


Name _____



Each train has a group of pictures.

 **Write** the word that names the pictures.
Read your rhyming words.

These trains use the short **a** sound as in the word **cat**.



These trains use the long **a** sound as in the word **lake**.



Name _____




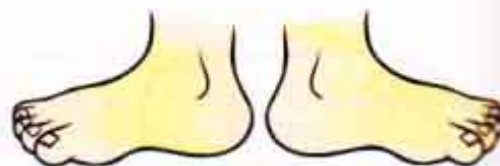
Short **e** sounds like the **e** in **hen**. Long **e** sounds like the **e** in **bee**. Look at the pictures. If the word has a short **e** sound, **draw** a line to the **hen** with your **red** crayon. If the word has a long **e** sound, **draw** a line to the **bee** with your **green** crayon.



hen



bee



10



Name _____

Words With i




Short **i** sounds like the **i** in **pig**. Long **i** sounds like the **i** in **kite**.

 **Draw** a circle around the words with the short **i** sound. **Draw** an **X** on the words with the long **i** sound. 

five



pig



pin



slide




kite



lid




tie




bib





pie



Name _____




The short **o** sounds like the **o** in **dog**. Long **o** sounds like the **o** in **rope**.

 **Draw** a line from the picture to the word that names it.  **Draw** a circle around the word if it has a short **o** sound.



hot dog



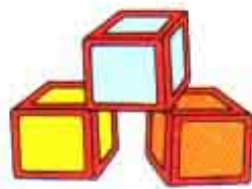
fox



blocks



rose

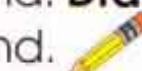


boat



Name _____

The short **u** sounds like the **u** in **bug**. Long **u** sounds like the **u** in **blue**.

 **Draw** a circle around the words with the short **u** sound. **Draw** an **X** on the words with the long **u** sound. 




rug



cup



music



tub



suit



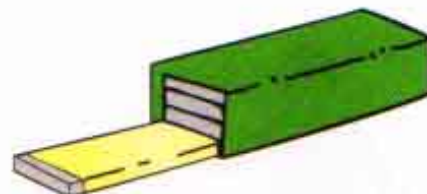
glue



bug




puppy



gum



Name _____

 **Write** the vowel on each line that completes the word.

a

e

i

o

u



c ____ t

b ____ k ____



sm ____ k ____

tr ____



c ____ b

p ____ n



m ____ m

b ____ b



d ____ d

d ____ ck





Name _____



Keep this list handy and add more words to it.

short a
(ă as in **cat**)

long a
(ā as in **train**)

short e
(ĕ as in **get**)

long e
(ē as in **tree**)

short i
(ĭ as in **pin**)

long i
(ī as in **ice**)

short o
(ŏ as in **cot**)

long o
(ō as in **boat**)

short u
(ŭ as in **cut**)

long u
(ū as in **cube**)

Name _____



When you add an **e** to the end of some words, the vowel changes from a short vowel sound to a long vowel sound. **Example:** rip + **e** = ripe.

Say the word under the first picture in each pair. Then add an **e** to the word under the next picture. Say the new word.



pet





tub





man





kit





pin





cap







Name _____

Consonant blends are two or more consonant sounds together in a word. The blend is made by combining the consonant sounds.

Example: floor

The name of each picture begins with a **blend**.

 **Circle** the beginning blend for each picture.



bl fl cl



cl fl gl




fl bl pl



fl cl gl



pl gl cl



gl fl sl



gl fl cl




sl fl cl



cl gl sl

Name _____



 **Draw** a line from the picture to the blend that begins its word.



sk



sl



sm



sn



sp



st



sw

Name _____



Write **It** or **ft** to complete the words.

be



ra



sa



qui




le





Name _____

 **Draw** a line from the picture to the blend that ends the word.



lf



lk



sk



st



Uu Vv Ww Xx Yy Zz

Name _____


Rhyming Words



Rhyming words are words that sound alike at the end of the word. **Fish** and **dish** rhyme.

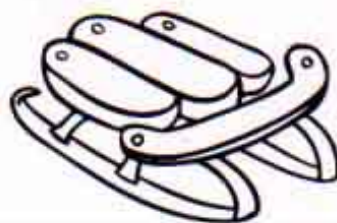
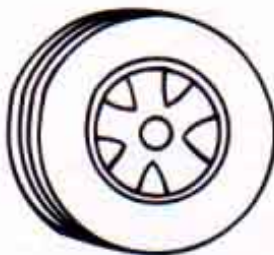
 **Circle** the picture in each row that rhymes with the first picture.



Name _____

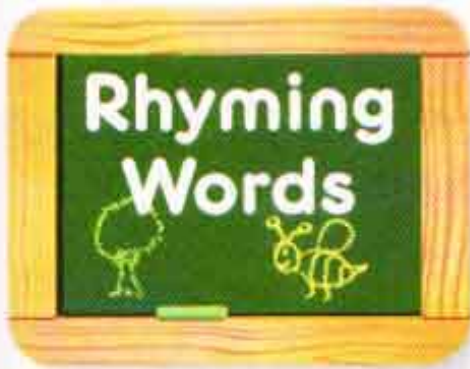


 **Draw** a line to match each rhyming picture. **Color** the pictures. 







Name _____



Say each word pair aloud.

 **Draw** a circle around each word pair that rhymes. **Draw** an **X** on each pair that does not rhyme. 

Example:

soap
rope

red
dog

book
hook

cold
rock

cat
hat

yellow
black

one
two

rock
sock

rat
flat

good
nice

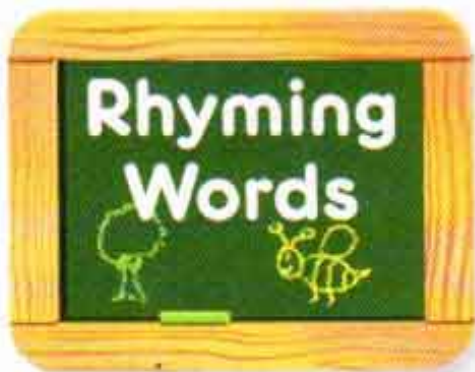
you
to

meet
toy

old
sold

sale
whale



word
letter



Name _____



Draw a line to match the pictures that rhyme. **Write** two of your rhyming word pairs below.



Printing Letters and Words








Name _____



Practice by **tracing** the letter. Then **write** the letter.





Name _____



Practice by **tracing** the words. Then **write** the words.


alligator

apple

ant

Ataska






Name _____



Practice by **tracing** the letter. Then **write** the letter.





Name _____



Practice by **tracing** the words. Then **write** the words.

bear

ball

bee

Bobby

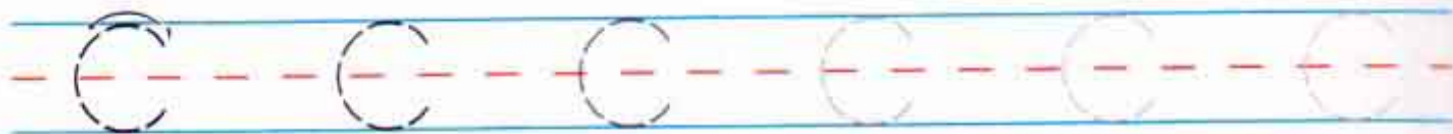




Name _____



Practice by **tracing** the letter. Then **write** the letter.





Name _____



Practice by **tracing** the words. Then **write** the words.

Cats

Cookies

Cards

Chuck




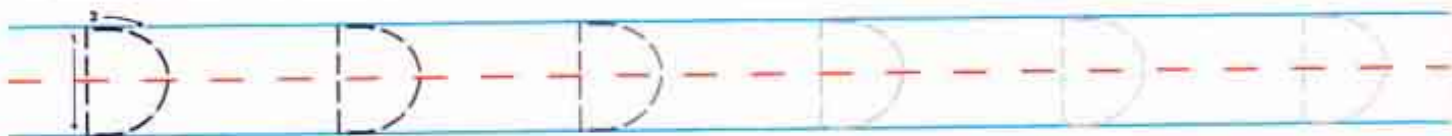




Name _____



Practice by **tracing** the letter. Then **write** the letter.





Name _____



Practice by **tracing** the words. Then **write** the words.

duck

dog

dance

Danny





Name _____

Practice by **tracing** the letter. Then **write** the letter.



Name _____



Practice by **tracing** the words. Then **write** the words.

elephant

egg

elbow

Ellie



Name _____



Practice by **tracing** the letter. Then **write** the letter.





Name _____

 Practice by **tracing** the words. Then **write** the words.

frog

fish

fox

Florida

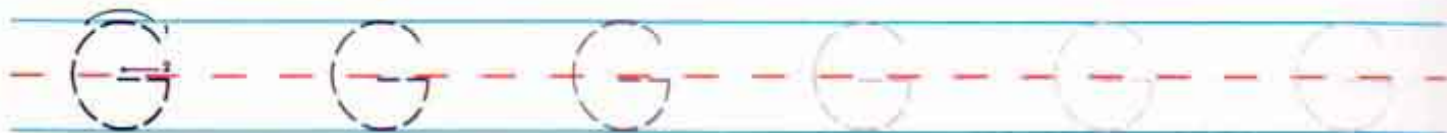




Name _____



Practice by **tracing** the letter. Then **write** the letter.





Name _____



Practice by **tracing** the words. Then **write** the words.

giraffe

grass

glasses

Gretchen


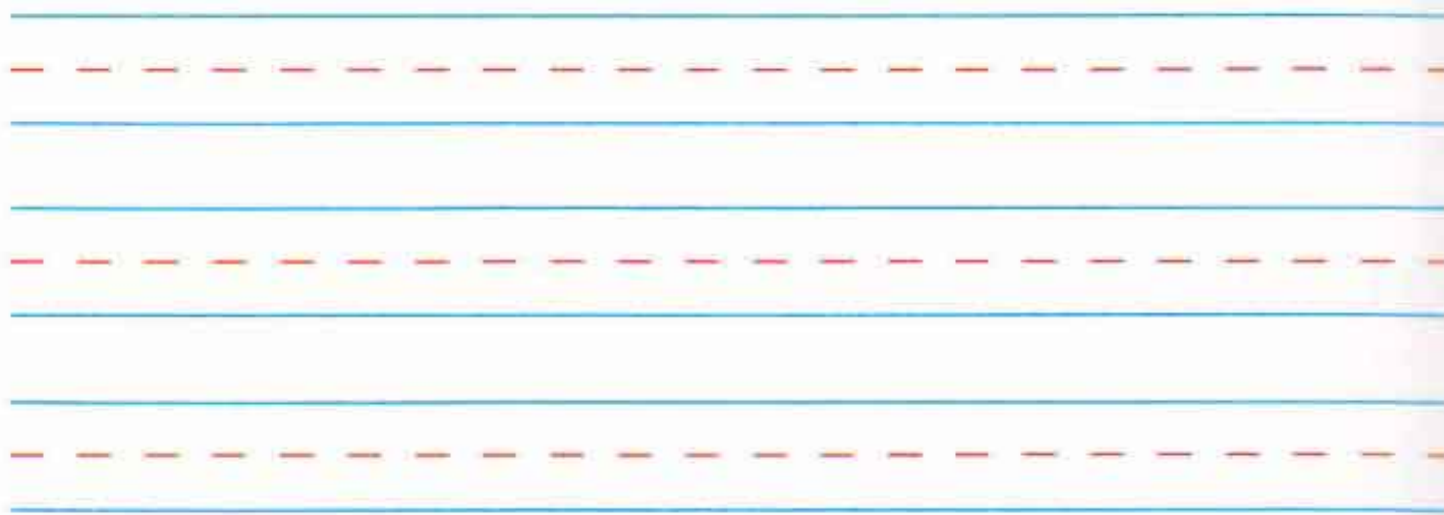




Name _____



Practice by **tracing** the letter. Then **write** the letter.





Name _____



 Practice by **tracing** the words. Then **write** the words.

hippo

hat

heart

Hannah







Name _____



Practice by **tracing** the letter. Then **write** the letter.





Name _____




Practice by **tracing** the words. Then **write** the words.

inchworm

iguana

igloo

Indiana



Name _____



Practice by **tracing** the letter. Then **write** the letter.





Name _____



Practice by **tracing** the words. Then **write** the words.

jaguar

jump

jam

June

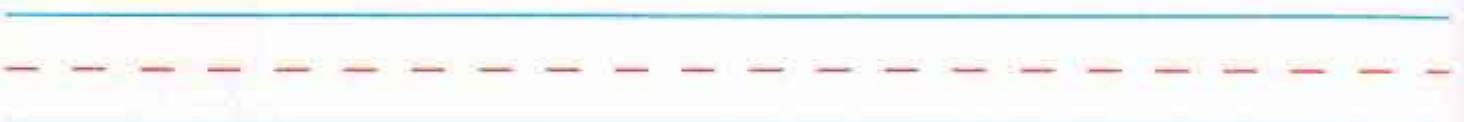




Name _____



Practice by **tracing** the letter. Then **write** the letter.





Name _____



Practice by **tracing** the words. Then **write** the words.


kangaroo

kite

key

Kelsey






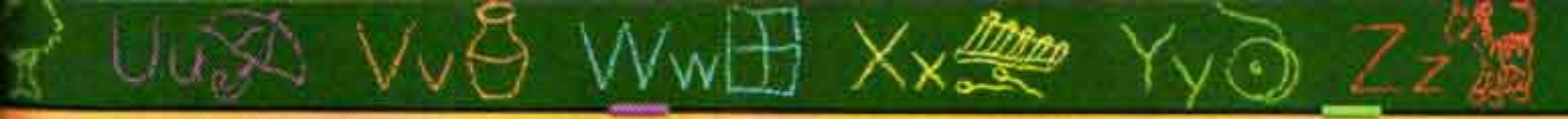


Name _____




Practice by **tracing** the letter. Then **write** the letter.





Name _____



 Practice by **tracing** the words. Then **write** the words.

lion

lollipop

lick

Lion





Name _____


Practice by **tracing** the letter. Then **write** the letter.




Name _____



Practice by **tracing** the words. Then **write** the words.

monkey

mushroom

moon

Megan





Name _____



Practice by **tracing** the letter. Then **write** the letter.

N N N N N N N

n n n n n n n



Name _____



 Practice by **tracing** the words. Then **write** the words.

nwt

nest

note



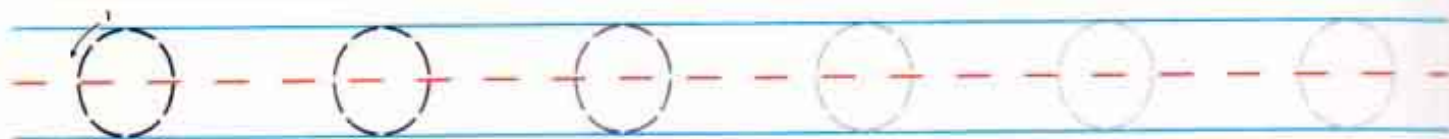
Nebraska




Name _____



Practice by **tracing** the letter. Then **write** the letter.





Name _____



Practice by **tracing** the words. Then **write** the words.

ostrich

octopus

olive

Olivia



Name _____



Practice by **tracing** the letter. Then **write** the letter.

P P P P P P P

p p p p p p p



Name _____



Practice by **tracing** the words. Then **write** the words.

penguin

pizza

pencil

Paul





Name _____



Practice by **tracing** the letter. Then **write** the letter.





Name _____



 Practice by **tracing** the words. Then **write** the words.

quail

queen

quarter

Quincy






Name _____



Practice by **tracing** the letter. Then **write** the letter.

R R R R R R R

r r r r r r r



Name _____



Practice by **tracing** the words. Then **write** the words.

rabbit

ribbon

race

Randy





Name _____



Practice by **tracing** the letter. Then **write** the letter.

S S S S S S

S S S S S S



Name _____

 Practice by **tracing** the words. Then **write** the words.

seat

sun

shell

Susan








Name _____



Practice by **tracing** the letter. Then **write** the letter.





Name _____



 Practice by **tracing** the words. Then **write** the words.

turtle

tiger

tie


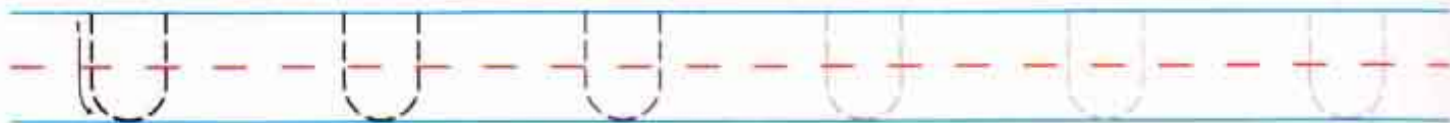
Tom



Name _____



Practice by **tracing** the letter. Then **write** the letter.



Name _____



Practice by **tracing** the words. Then **write** the words.

umpire

umbrella

under

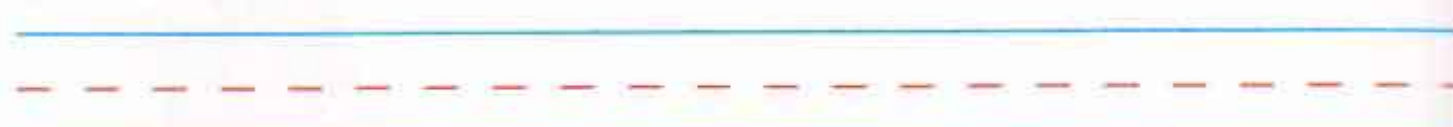
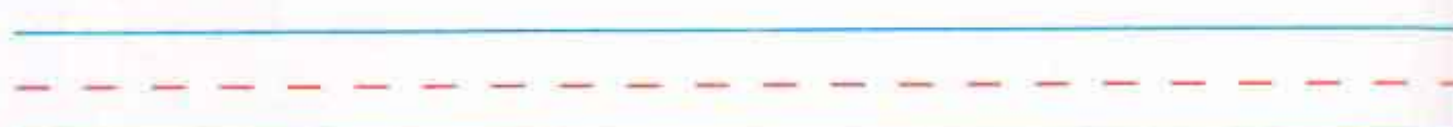
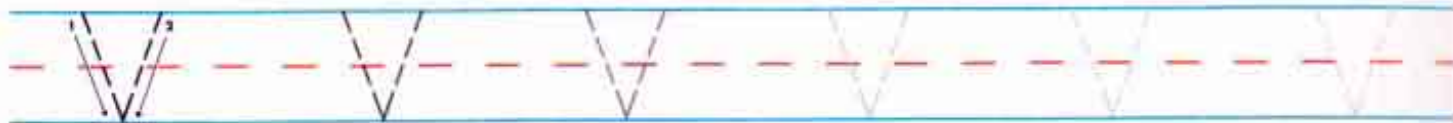
Uncle Bob




Name _____



Practice by **tracing** the letter. Then **write** the letter.





Name _____



Practice by **tracing** the words. Then **write** the words.

vulture

violin

vest

Vicki


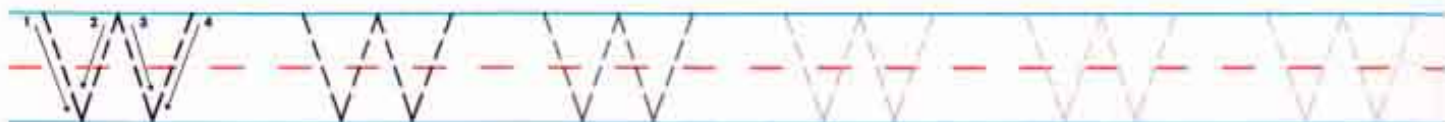




Name _____



Practice by **tracing** the letter. Then **write** the letter.





Name _____



Practice by **tracing** the words. Then **write** the words.

whale

walrus

water

William







Name _____




Practice by **tracing** the letter. Then **write** the letter.





Name _____



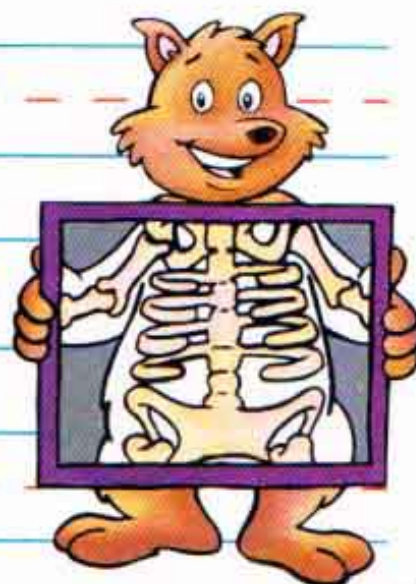
Practice by **tracing** the words. Then **write** the words.


xylophone

fox

mix

X-ray



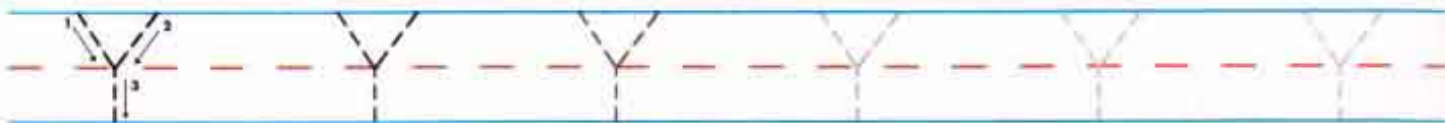





Name _____



Practice by **tracing** the letter. Then **write** the letter.





Name _____



Practice by **tracing** the words. Then **write** the words.

yak

yo-yo

yarn

Yvonne



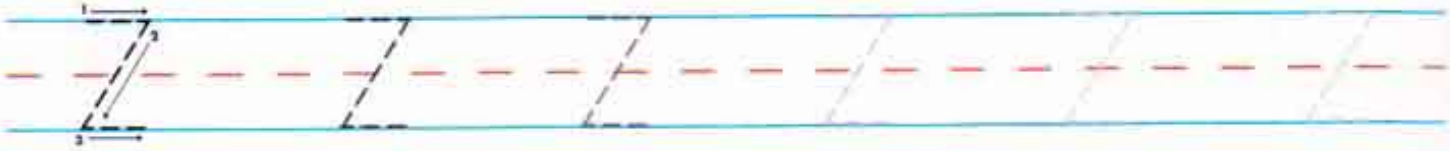




Name _____



Practice by **tracing** the letter. Then **write** the letter.





Name _____



Practice by **tracing** the words. Then **write** the words.

zebra

zipper

zoo

Zack



Name _____

GOOD
JOB!WELL
DONE!

I can print alphabet letters!

Show off your printing
by **writing** your name
and age below. Then
color the whole picture!



Name: _____

Age: _____

Date: _____

**Songs, Rhymes,
and Activities
for Every Letter**





For Parents, Caregivers, and Educators

This section includes songs, rhymes, and activities that allow children to learn and reinforce the letters of the alphabet in creative and playful ways. Even very young children can participate in the songs, rhymes, and games, and become more familiar with the alphabet.

There are several activities for each letter of the alphabet. They feature a variety of curriculum areas such as art, language, math, science, music, movement, and learning games. Many of these activities can serve as springboards to other ideas; that is, you may think of another or better way of presenting a certain letter.

If some of the activities appear to be too juvenile for the children that you are working with, encourage them to lead a younger sibling or friend in the songs and verses. This will help reinforce the alphabet for the child leading the activities.

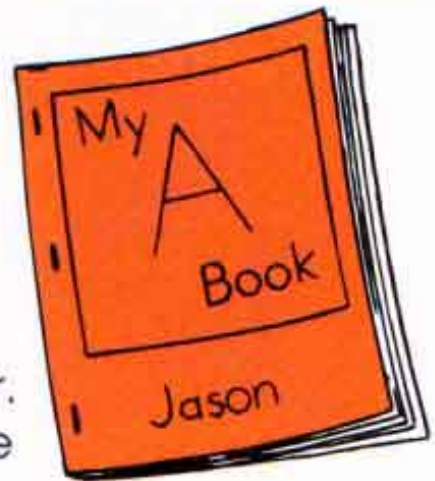
Although these songs, rhymes, and games are educational, they are also fun. Enjoy each activity with the children as you work with them to better learn and understand the alphabet.



Name _____

My A Book

Make a book for each child by stapling several sheets of white paper together with a construction paper cover. Print "My A Book" and the



child's name on the front. Set out magazine pictures of things whose names begin with A, along with upper- and lowercase A's cut from ads or article titles. Let the children choose the pictures and letters they want and glue them onto their book pages. Later, arrange a time for the children to "read" their books to you.

A, A, What Can I Say?

A, A, what can I say?
Just what can I say about the letter A?

Airplane and *alligator* start with an A.
Acorn and *apple* begin the same way.

Anchor and *astronaut* start with A too,
As do *apron* and *acrobat*, to name just a few.

Abracadabra begins with an A.
It's a magical word that I like to say.

Ant and *ax* both start with A.
Let's hear it for A! Hip, hip, hurray!



Name _____



Six Buzzing Bumblebees

Cut six ovals out of black felt. Glue yellow felt strips on the ovals to make simple felt bees. If desired, label each bee with a sticker *B* or a felt *B*. Place the bees on a flannel board. As you recite the poem below, remove the bees one at a time.

Six buzzing bumblebees
Flying around the hive,
One buzzes off
And that leaves five.


Five buzzing bumblebees
Flying near my door,
One buzzes off
And that leaves four.

Four buzzing bumblebees
Flying around a tree,
One buzzes off
And that leaves three.

Three buzzing bumblebees
In the sky so blue,
One buzzes off
And that leaves two.

Two buzzing bumblebees
Flying by the sun,
One buzzes off
And that leaves one.

One buzzing bumblebee
Looking for some fun,
It buzzes off
And that leaves none.





Name _____

Clothes on the Clothesline

Cut clothes shapes out of construction paper. Print the letter C on most of the shapes and print other letters on the rest. Hang a clothesline between two chairs and set out a basket of clothespins. Remind the children that *clothes*, *clothesline*, and *clips* all begin with C. Let the children take turns sorting through the clothes shapes and clipping those that are marked with C to the clothesline.



C Song

Sung to: "Skip to My Lou"

Carrots, castles, candy canes,
Cucumbers and clouds with rain,
Cats and cookies, crayons too.
I think C is cool. Don't you?





Name _____

Dot D's

Cut large letter *D* shapes out of heavy paper. Let the children decorate their letters by attaching different colored self-stick dots. Or use a hole punch to punch small circles

out of construction paper. Remind the children that the word *dot* begins with *d*. Have the children glue the circle "dots" on their *D* shapes.



Put Some Doughnuts on the Dish

Sung to: "If You're Happy and You Know It"

Put some doughnuts on the dish, on the dish,

Put some doughnuts on the dish, on the dish.

Put some doughnuts on the dish,

Put as many as you wish.

Then say, "*D* is for the doughnuts on the dish."

Repeat, substituting other words that begin with *d* for the word *doughnuts*.





Name _____

Elephants Balancing

Arrange a long piece of string on the floor in a wide circle. Have the children line up by the circle and pretend to be elephants. Recite the rhyme below and let the first child in line start walking around on the string. Then have the second child start walking on the string as you

repeat the rhyme, this time beginning with the words

"Two little elephants balancing." Continue in the same manner until all the children are walking on the string. Then change the last line of the poem to read: "Now, no more elephants."

One little elephant balancing,
Step by step on a piece of string.
Oh, my—what a stunt!
Now, here comes another elephant.



E, E, What Do You See?

Sung to: "Skip to My Lou"

E, E, What do you see?
What do you see that starts with E?
I see an elf, that's what I see.
Hip, hip, hurray for E!



Repeat, substituting other words that start with e for the word *elf*. Set out some objects to help the children, if you wish: an egg, a stuffed elephant, an easel, an envelope, and an eraser, or pictures of an elbow, an ear, an eye, an elevator, an emergency squad, a railroad engineer, an exit sign, and any other e words you can think of.

Name _____



Fingerpainted Fans

Give each child a paper plate to use for the top part of a fan. Let the children fingerpaint on their plates, using any color(s) they wish. Allow the plates to dry on a flat surface. Make a handle for each fan

by gluing two tongue depressors together and slipping the edge of the paper plate between them. When the glue has dried, have the children print the letters *Ff* on each fan. Then let the children have fun fanning their faces with their fingerpainted fans.



Found an F

Place items whose names begin with *f* on the floor. Some examples of things you might use are flower, feather, fork, fan, toy frog, toy fish, toy fence, flag, flute, football, fur. Have the children sit in a circle around the items. Let one child begin by choosing an item, holding it up, and naming it. Then sing the song below, substituting the name of the item for *feather* and the child's name for *Jamie*. Continue until each child has had a turn.

Sung to: "Found a Peanut"

Found a feather, found a feather,
Found a feather on the floor.
Jamie just now found a feather
Found a feather on the floor.






Name _____

Creating Green

Place small amounts of yellow and blue fingerprint inside a recloseable plastic sandwich bag. Have the children sit in



a circle. Pass the bag around and let each child rub it gently in his or her hands. When the bag gets back to you, hold it up and let the children observe the new color they created. Announce "G is for green!"

G Song

Sung to: "Twinkle, Twinkle, Little Star"

When I look around I see
Many things that start with G.
I see *grass* and *girls* galore,
I see *gloves* and so much more.
Won't you look around with me
And sing for things that start with G?



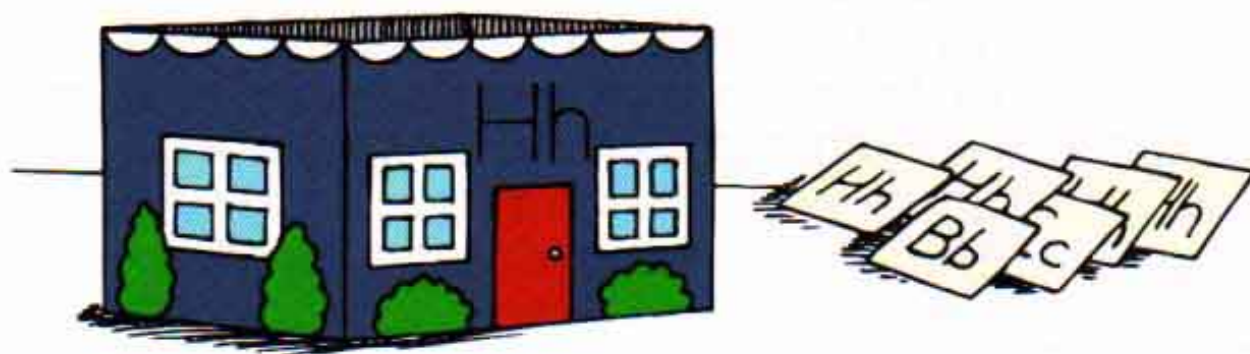
Have the children sit in a circle on the floor. Repeat, substituting other words that begin with *g* for the words *grass*, *girls*, and *gloves*. Have pictures of *g* items such as *gate*, *grasshopper*, *gift*, *gum*, *glass*, *garden*, *garage*, *gas pump*, *glitter*, *glue*, *globe*, *goggles*, and *golf club* in the middle of the circle to give children ideas for other pictures whose names begin with *g*.

Name _____



H's in the House

Decorate a box to look like a house and print the letters *Hh* for *house* on the front. Cut index cards in half. Print *Hh* on most of the cards and print other letters on the rest. Let the children take turns sorting through the cards and placing those that are marked with *Hh* inside the house.



I Am a Housepainter

Sung to: "Hokey-Pokey"

I dip my paintbrush in,
I take my paintbrush out,
I dip my paintbrush in,
Then I brush it on a house.
I am a housepainter,
And I paint inside and out.
That's what my job's about.






Name _____



Inkblots

Give each child a sheet of white construction paper. Let the children squeeze drops of colored ink or food coloring (to resemble ink) on their papers. Help them fold their papers in half. Have them

gently rub across their papers and then unfold them to reveal the inkblot designs they created. Encourage the children to tell what they think their inkblots look like. Then cut out the designs and use them to make a bulletin board display titled "*I* Is for *Inkblots*."



I Is Such a Simple Letter

Sung to: "Twinkle, Twinkle, Little Star"

I is such a simple letter,
There's no other that I like better.
I stands for me when I want it to,
I is for *ink* and for *ice cream* too.
I is such a simple letter,
There's no other that I like better.

Repeat, substituting other words that begin with *i* for the words *ink* and *ice cream*.



Name _____



Jewelry J's

Give each child a 6-inch-tall *J* shape cut from posterboard. Have the children decorate their letters by gluing on such materials as glitter, small beads, sequins, or foil scraps. Punch

holes in the tops of the letter shapes. Then tie on loops of yarn or colored cord and let the children wear their "jewelry *J*'s" as necklaces.



A Journey to Japan

I am taking a journey to Japan,
My jet is leaving in June.
I am packing up my *J* things,
You'd think I was off to the moon.

I am taking a jack-o'-lantern
And plenty of juice and Jell-O.
Of course, I will take my jewelry
And my jacket that's sort of yellow.

I am planning to take my jellyfish,
Who speaks perfect Japanese.
He taught me how to jitterbug,
Jeepers, that jars the knees!

I packed a jigsaw puzzle
And a book about how to juggle.
I didn't forget my jack rabbit,
The bed toy I love to snuggle.

Now I'll just pack my jump rope
And a jar of jam, if I can.
Then I think I'll have all my *J* things
For my journey to Japan.

Read the rhyme once through to the children. Then repeat the rhyme slowly and have children raise their hands as they hear a *j* word. Have them name the word that begins with *j*.






Name _____

Kangaroo Pouch Game

Draw a large picture of a kangaroo on a sheet of posterboard. Cut a pocket shape from fabric and staple it to the kangaroo picture for a



pouch. Title the picture "K Is for *Kangaroo*" and hang it on a wall at the children's eye level. Cut several pictures from magazines, most of them of objects that begin with *k*, and place them facedown on a desk or table. Have children come to the desk or table one at a time and choose a picture. If the picture name begins with *k*, he or she can put the picture in the kangaroo's pouch. If the picture name begins with another letter, have the child place it in a separate pile.

We Say K's OK

Sung to: "Old MacDonald Had a Farm"

There is a letter we all know,
And its name is K.

K is a letter that we like.

We say K's OK.

K is for *king*, K is for *key*,

K is for all the *kites* we see.

There is a letter we all know,

And its name is K.



Repeat, substituting other words that begin with *k* for the words *king*, *key*, and *kites*.

Name _____




I'm a Lion

Sung to: "Three Blind Mice"

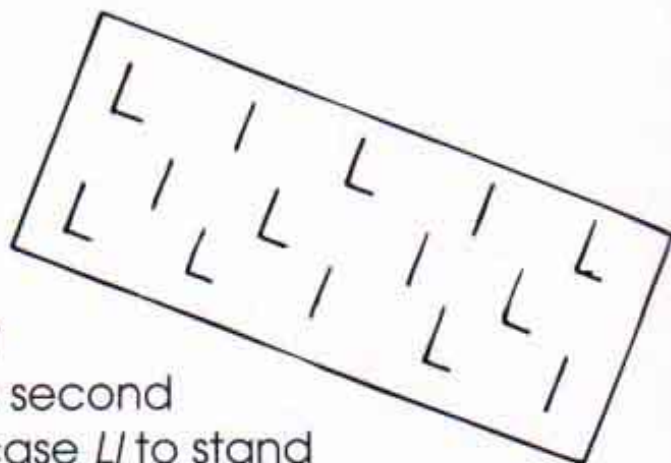
I'm a lion, I'm a lion,
Hear me roar, hear me roar.
I love to sleep out in the sun,
And chase other animals just for fun.
In all the jungle I'm Number One.
I'm a lion.

Ask children to substitute other animal names that begin with the letter *I* and make appropriate substitutions in the song and sing it with the new words. For instance, they might choose *lamb*, *baaa*, and *barnyard*.



Leg Twist

Print large upper- and lowercase *L*'s on a long piece of butcher paper, spacing them out evenly. Ask one child to place one foot on an uppercase *L* and the other foot on a lowercase *l*. Have the first child remain standing in place as a second child locates an upper- and lowercase *L* to stand on. Continue until all the children are standing on the butcher paper. The more children that are involved in the game, the more giggles and unusual positions there will be.





Name _____

Musical Chairs

Place a chair for each child in a circle, facing out. Tape a picture whose name begins with *m* on the backs of most of the chairs. On the remaining chairs, tape a picture whose name begins with another letter.

Start the music while the children walk around the chairs. When the music stops, children should try to find a chair with a picture whose name begins with *m*. Those left standing or sitting in chairs with pictures whose names begin with another letter must leave the game. Make sure that there is always at least one chair whose picture names an object that begins with a letter other than *m*. Continue play until the last child is seated in a chair that names an object that begins with *m*.



The M's Are Marching

Sung to: "When Johnny Comes Marching Home"

The *M*'s are marching round the room, hurray, hurray!
The *M*'s are marching round the room in a big parade.
A monkey, a mouse, a mitten, and more,
All are marching round the floor.
Oh, we're all so glad that they could come today!

Let three children at a time hold items that begin with *m* as you sing and march around in a circle. Substitute the names of the items for the words *monkey*, *mouse*, and *mitten*.



Name _____



Newspaper N's

Collect the comics section from newspapers. Give each child one comics page and a felt-tip marker. Have the children search for *N* or *n* on their newspaper pages and circle them with their felt-tip markers.

Remind the children that the word *newspaper* begins with *n*. After all the children have finished, have them count their *N*'s and *n*'s and see who has the most.



N Song

Sung to: "Ten Little Indians"

N is for *nine* and *N* is for *noodles*,
N is for *nine* and *N* is for *noodles*,
N is for *nine* and *N* is for *noodles*.
 Let's count *nine noodles* now.

One little, two little, three little *noodles*,
 (Count out noodles one at a time.)
 Four little, five little, six little *noodles*,
 Seven little, eight little, *nine* little *noodles*.
Nine little *noodles* now.

Continue with similar verses, substituting such objects as *napkins*, *nickels*, or *nuts* for *noodles*.

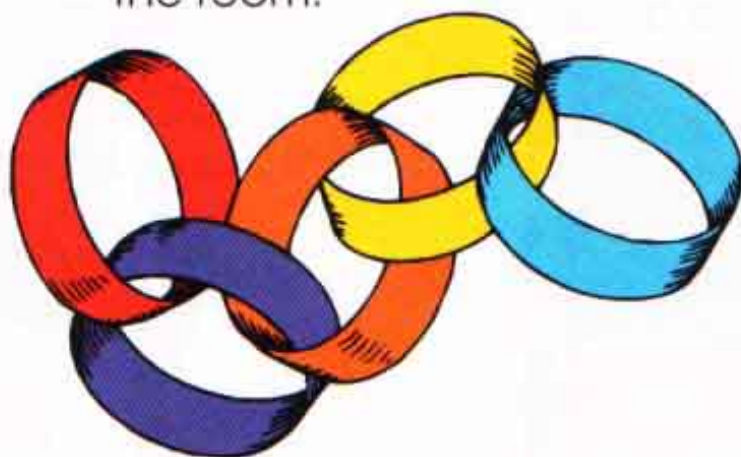




Name _____

O Chains


Cut construction paper into 1- by 10-inch strips. Place the strips in a box and set out glue. Let the children use the paper strips to make chains of O's. If desired, hook the chains together as they are completed and hang them around the room.



Printing O's

Pour different colors of tempera paint into shallow containers. Set out construction paper and objects with round open ends, such as cardboard toilet tissue tubes, drinking straws, margarine tubs, and plastic bottles. Invite the children to print O's of various colors and sizes by dipping the open ends of the objects into the paint and pressing them onto their papers. Encourage them to make a colorful design on their papers.





Name _____

Paula Had a Party

*Paula had a party, and I think you'll agree
That a lot of attention was paid to P.*

*Poodles and polar bears paraded by,
Pigeons and parakeets came to fly.*

*Penguins splashed around
in Paula's pool.
People drank purple juice
just to keep cool.*

*Peaches and pears were
served on plates.
The peanuts and popcorn
tasted just great.*

*Panda played the piano,
ever so proud,
Till Paula shouted, "You're
playing too loud!"*

*Then Paula looked around,
her place was a mess.
She was tired of P, she needed a rest.*

*"Please leave my party!" Paula said.
Then Paula turned around and went to bed.*

Read the poem through one time. Then read it again slowly, asking the children to raise their hands every time they hear a word that begins with the letter *p*. Ask them to name the *p* word.





Name _____

Q Is for Quilt

Give each child a 9-inch square of construction paper that has been creased diagonally both ways. Cut or have the children cut diamond shapes from aluminum foil and colorful paper scraps. Let the children glue the diamond shapes on their squares in patterns, using the

creases on their squares as guidelines. Arrange the squares in a rectangular shape on the floor and tape them all together to make a quilt. Display the quilt on a wall or a bulletin board and title it "Q Is for Quilt."



I Like Q

Sung to: "Twinkle, Twinkle, Little Star"

Q is for *queen* with a crown on
her head,
Q is for *quilt* that covers my bed.
Q is for *questions* I like asking,
Q is for ducklings'
quack-quack-quacking.
Q is for *quarter* and *quick* and *quill*,
I like Q and I always will.






Name _____

Rock Matching Game

Collect five pairs of rocks ranging in size from small to large. Paint the rocks and allow them to dry. Group the rocks into pairs of matching sizes. Print an uppercase *R* on one of the rocks in each pair and a lowercase *r* on the other.

Then mix up the rocks and let the children take turns finding the matching pairs.



Round Go the R's

Sung to: "Ten Little Indians"

*Round and round and round go the R's,
Round and round and round go the R's,
Round and round and round go the R's.
Round and round the ring.*

*Round goes a rock and a rope and a ruler,
Round goes a rock and a rope and a ruler,
Round goes a rock and a rope and a ruler,
Round and round the ring.*

Let three children at a time hold *R* items as they sing and walk around in a circle. Substitute the names of the items for the words *rock*, *rope*, and *ruler*.



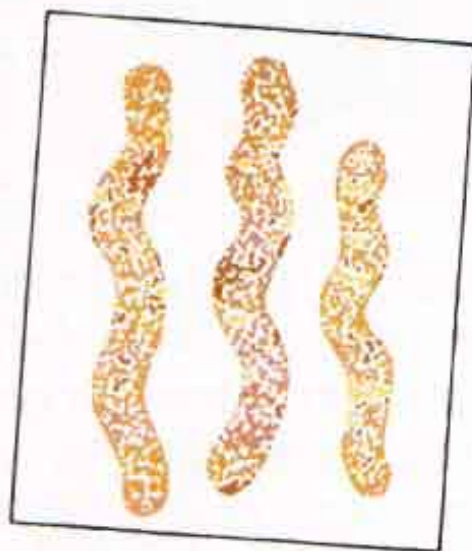


Name _____

Sandy Snakes

Have the children brush glue onto sheets of paper to create fat snakes that look like S's. You may wish to demonstrate the S shape on the board.

Have them sprinkle sand on the wet glue and then tap off the excess sand over a trash can. After the glue has dried, encourage the children to feel their sandy snakes with their hands.



S Movement Game

Recite the poem below and have the children act out the movements described.

*Stand in a circle, stoop down low,
Now stand up straight and tall.
Stamp, stamp, stamp your feet,
Now quietly curl up small.*

*Swing, swing, swing your arms,
Stretch, stretch your spines.
Sway, sway, swing, and sway,
Now smile—you're looking fine!*



After the children have completed the activity once, ask them what movements begin with the letter s.


Name _____



Tissue Triangle Art

Cut or have the children cut triangles out of different colors of tissue paper. Set out brushes and diluted glue. Give

each child a piece of waxed paper. Have the children brush the glue onto their papers and place the triangles on top of the glue. Encourage them to work on small areas at a time and to overlap their triangles to create new colors. For a shiny effect, brush more glue over the children's papers after they have finished. Attach construction paper frames. Then punch a hole in one corner of each frame and hang the papers from the ceiling or on a bulletin board.



Tap Your Toe for T

Sung to: "Row, Row, Row Your Boat"

*Tap, tap, tap your toe,
Tap your toe for T.
Tap for train and turkey and toy,
Tap, tap, one, two, three.*

Repeat, substituting other words that begin with *t* for the words *train*, *turkey*, and *toy*.





Name _____

Umbrella Color Game

Cut one umbrella shape each from the following colors of felt: green, red, purple, blue, yellow, and orange. Hand one umbrella shape a piece to six students. (You may wish to read the poem more than once to allow every student to have one umbrella shape.) As you

read the poem below, let the child with the appropriate umbrella place the umbrella on a flannelboard. Remind the children that the word *umbrella* begins with the letter *u*.

We keep our umbrellas not far away,
Reading and waiting for a rainy day.

Here is a green one to keep me dry
When I open it up and hold it high.

Have you seen the umbrella that's ruby red?
It looks so regal held over my head.

The rain can get heavy, oh me, oh my,
But the purple umbrella will keep me dry.

I love the umbrella of sweet sky blue.
It's big enough for both me and you.

The yellow umbrella is bright like the sun.
Jumping puddles with it is ever so fun.

The orange umbrella is saved for showers,
The kind of rain that wakes up the flowers.

Our umbrellas are fun and so nice to see.
Just look at them all; I'm sure you'll agree.



Name _____



Volcano Fun

Make a "volcano" by placing a small paper cup upright in a pie pan and forming a mountain around it with clay or playdough. Inside the cup place a tablespoon of baking soda.

Let the children take turns adding tablespoons of vinegar to the cup and observing as the volcano "erupts." Remind the children that the words *volcano* and *vinegar* begin with v.



I Love to Make the Letter V

Sung to: "Pop! Goes the Weasel"

I love to make the letter V
For everyone to see.
(Form V with two fingers.)
V is for *vinegar*, V is for *van*,
And V is for *victory*!

Repeat, substituting other words that begin with v for the words *vinegar* and *van*. (You may wish to keep *victory* in the last line of the song for rhyming purposes.)





Name _____



Welcome, Little W

Sung to: "Twinkle, Twinkle, Little Star"

Welcome, little W,
We like you, we really do.
Waffles that we love to eat,
Watermelons, oh, so sweet.

W, we'll wave today,
When we see you come our way.

Welcome, little W,
We like you, we really do.
Worms and wagons here and there,
Walls and windows everywhere.
W, we'll wave today,
When we see you come our way.

Continue with similar verses, substituting other words that begin with w for the words worms, wagons, walls, and windows.

Wallpaper W's

Cut a large letter W shape for each child out of heavy paper. Set out glue and wallpaper samples. Remind the children that *wallpaper* begins with w. Let the children tear the wallpaper into small pieces and glue them all over their letters.





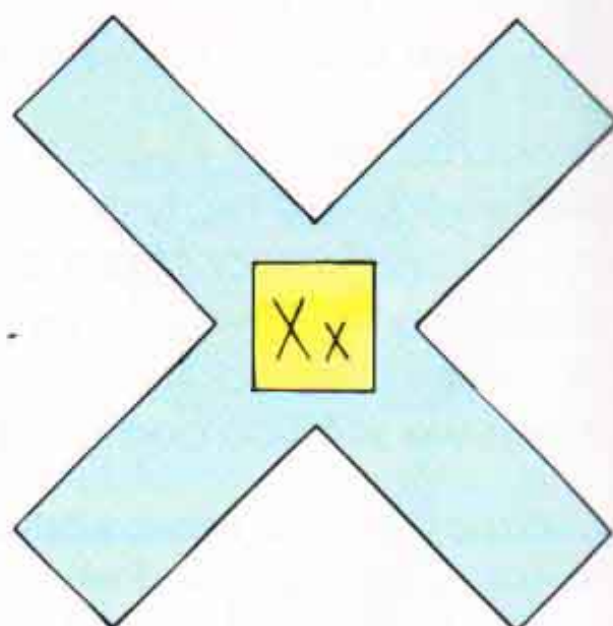
Name _____

X Marks the Spot

Tape a large poster board X to the floor (or make an X with masking tape). Print X's and other letters on Post-it® notes and stick them on objects around the room. Let the children walk around and search for the X notes. Whenever a child finds one, have him or her remove it

and then stick it to the center of the large X on the floor. Continue until each child has found at least one X note.


Extension: Follow up by playing an "X Marks the Spot" game. Attach a squeaky toy to the center of the X on the floor. Then let the children take turns trying to toss a beanbag onto the center of the X to make the toy squeak.



X's Mean Kisses

Sung to: "Skip to My Lou"

X's mean kisses I like a lot,
X is for X ray and "X marks the spot."
X is for xylophone I like to play,
X is quite extra-special, I'd say.





Name _____

Young Yolanda

Bring in a yo-yo and demonstrate how to use it. You may wish to pass the yo-yo around and have the children try using it. Then read the poem below, encouraging the children to join in on the repeated verses. As they do so, have them move one arm up and down like a yo-yo. You may wish to pass the yo-yo around and have those who want to, work the yo-yo on the chorus "That's the way the yo-yo goes."

Young Yolanda rides a *yak*,
Sitting proudly on its back.

High, low—High, low.
That the way the yo-yo goes.

Young Yolanda sails a *yacht*,
Especially when it's very hot.

High, low—High, low.
That's the way the yo-yo goes.

Young Yolanda does her *yoga*
In a sunny *yellow* toga.

High, low—High, low.
That's the way the yo-yo goes.

Young Yolanda just loves *yams*,
Served up nicely with canned hams.

High, low—High, low.
That's the way the yo-yo goes.

Yolanda *yodels* in her yard.
That Yolanda's such a card!

High, low—High, low.
That's the way the yo-yo goes.

Yolanda says that *yogurt's* yummy,
Good and healthy in your tummy.

High, low—High, low.
That's the way the yo-yo goes.

After you've read through the poem once, read it a second time slowly and have the children tell you each time you name a word that begins with y (other than the repeated chorus). Have them name the word that begins with y.

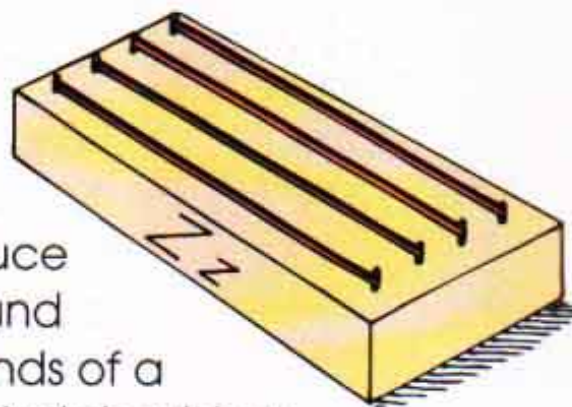




Name _____

Zither Fun

Make a "zither" for the children to play with to introduce the sound of z. Pound nails at opposite ends of a sturdy board and stretch rubber



bands from nail to nail as shown in the illustration. Print the letters Zz on the side of your zither to show that *zither* begins with z. Have the children take turns plucking it as the class sings favorite songs.

Five Little Zinnias

Make five zinnia shapes out of felt and print Z's in the centers. Place the shapes on a flannelboard. Let the children take turns "picking" the zinnias as you read the poem below.

Five little zinnias,
Growing outside my door.
I picked one for Grandma,
Now there are four.

Four little zinnias,
The prettiest I've seen.
I picked one for Grandpa,
Now there are three.

Three little zinnias,
Just a lovely few.
I picked one for Mommy,
Now there are two.

Two little zinnias,
Reaching for the sun.
I picked one for Daddy,
Now there is one.

One little zinnia.
A colorful little hero.
I picked it just for you,
Now there are zero.






CONGRATULATIONS!

You know your Alphabet!

Color this ribbon your favorite colors. Cut it out and wear it or hang it up for everyone to see!



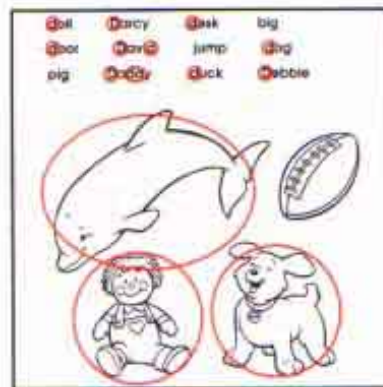




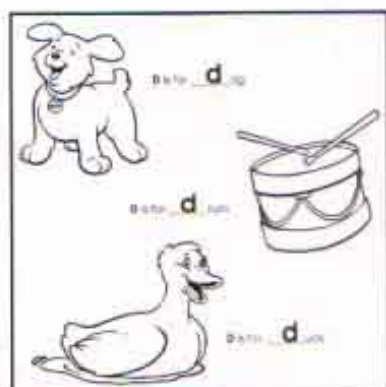
18



19



21



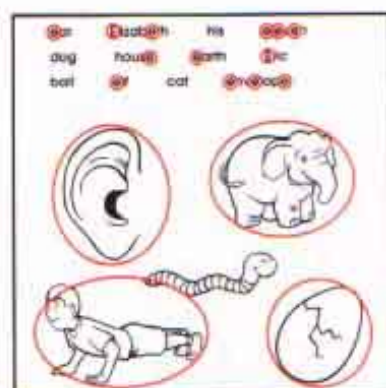
22



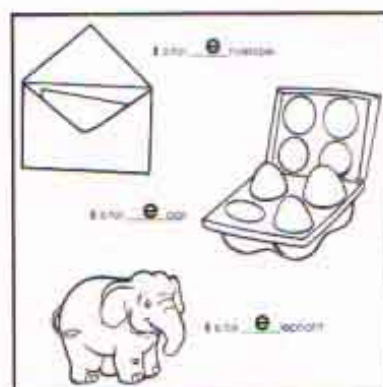
23




24



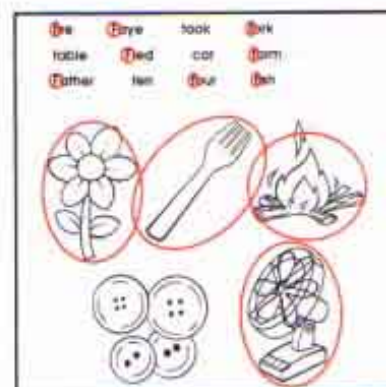
26



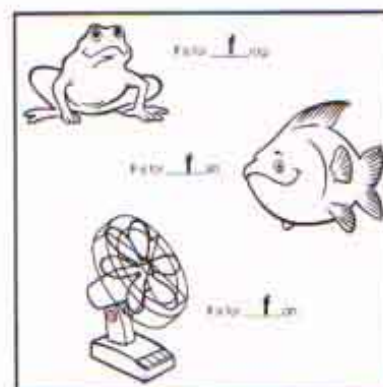
27



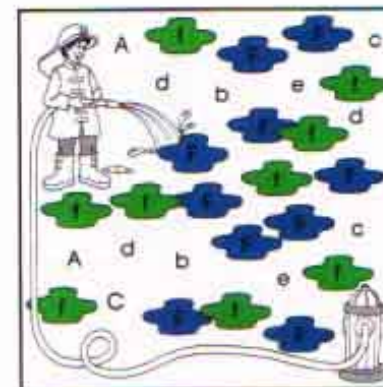
28



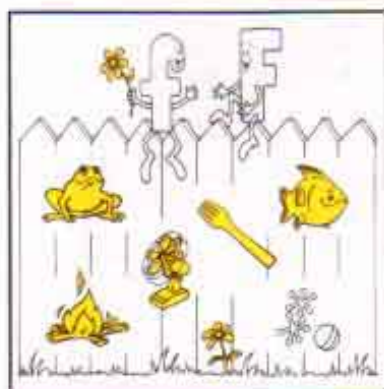
30



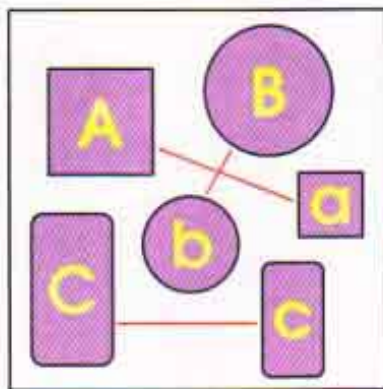
31



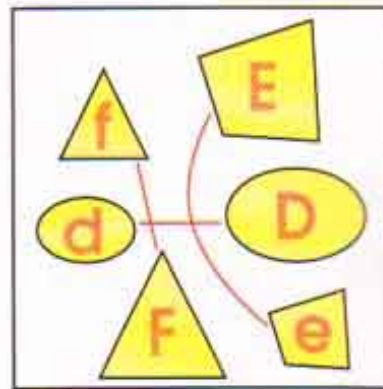
32




33



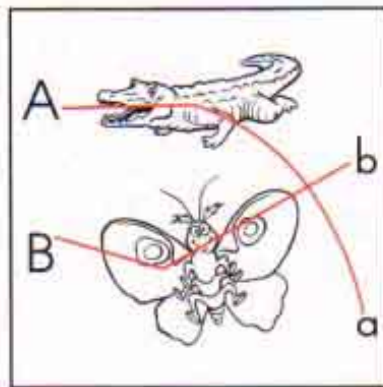
36



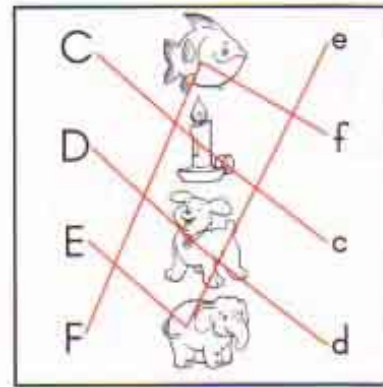
37



38



39



40




42



43



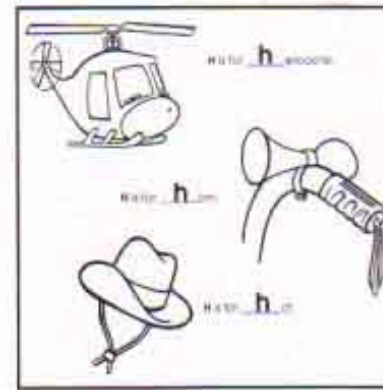
44



45



47



48




65



66



68



69



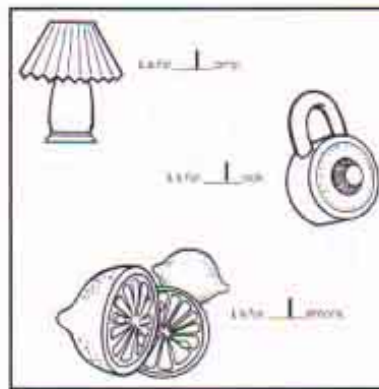
70



71



73



74



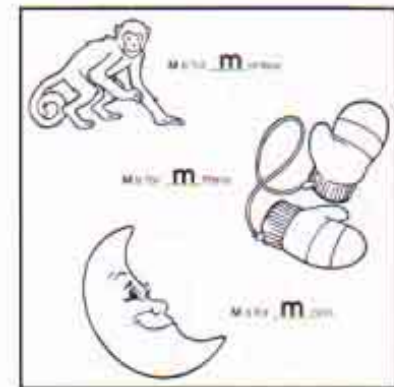
75



76



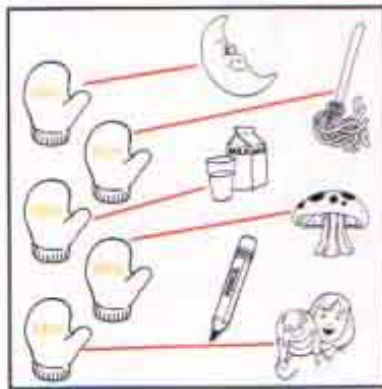
78



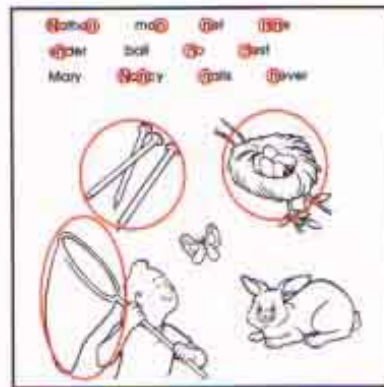
79



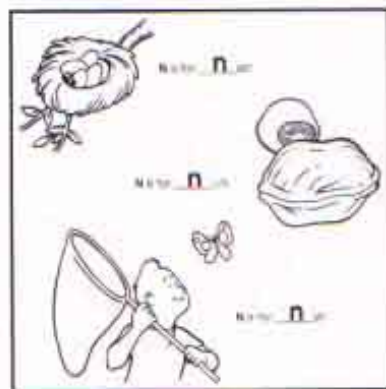
80



81



83



84



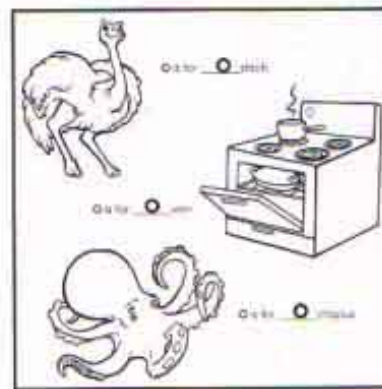
85



86




88




89




90



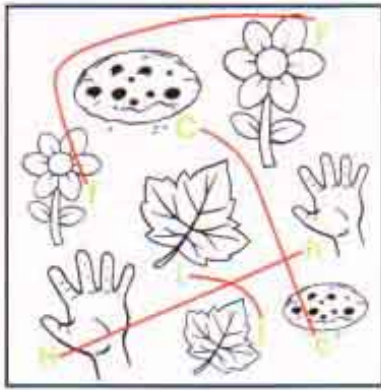
91



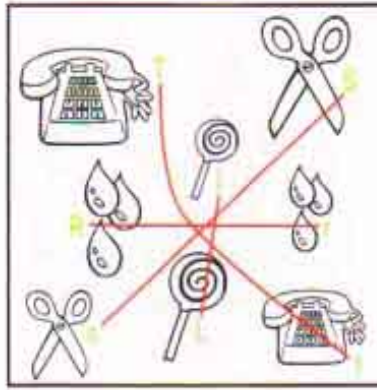
94



95



128




129



133



134



135




137



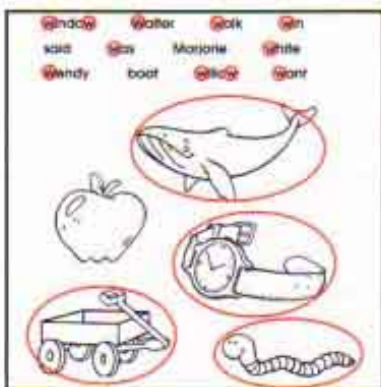
138



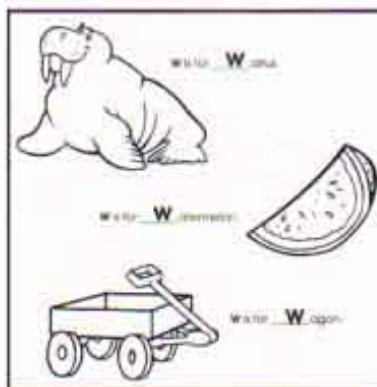
139



140



142



143



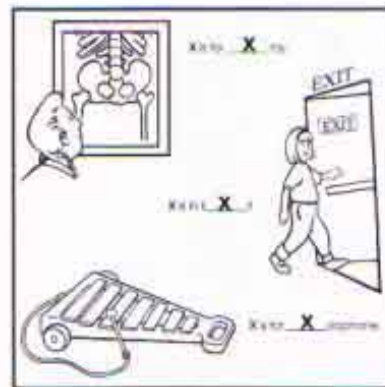
144



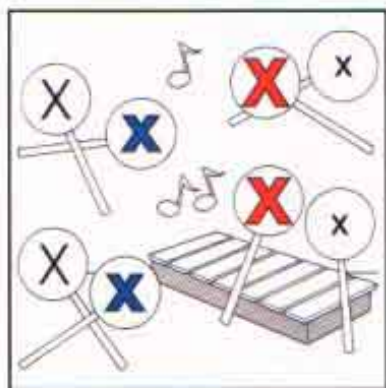
145



147



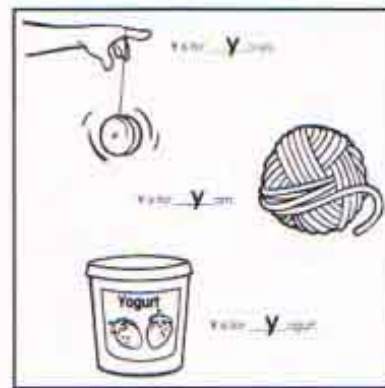
148



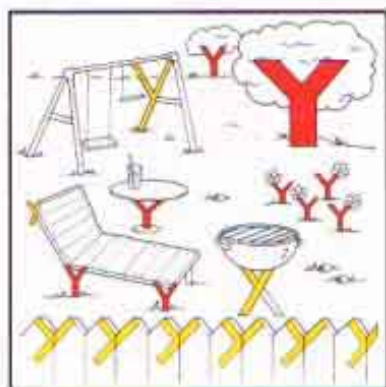
149



151



152



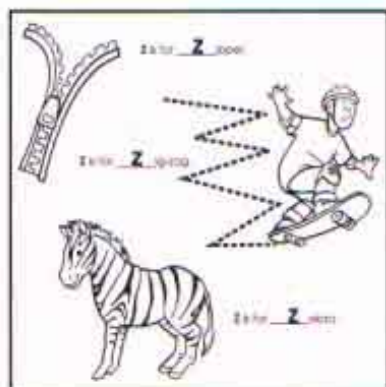
153



154



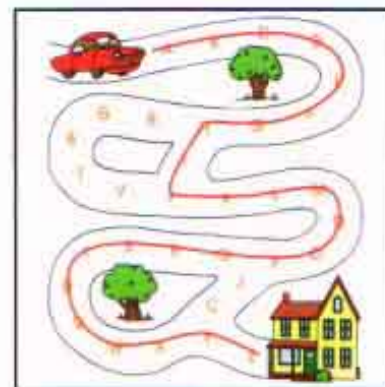
156



157



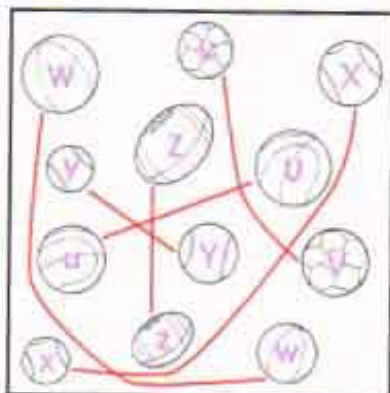
158



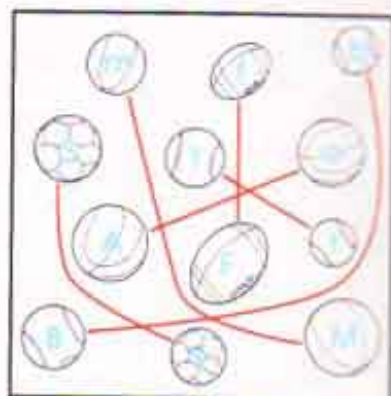
162



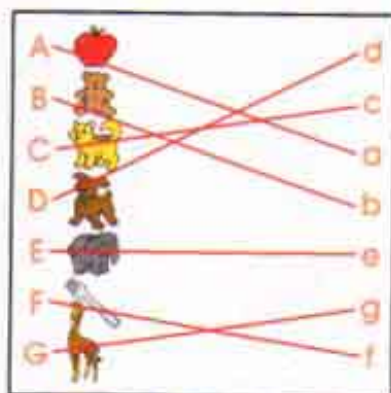
163



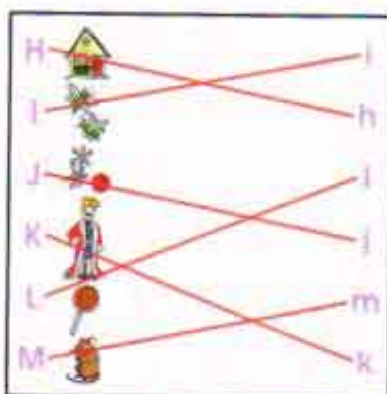
164



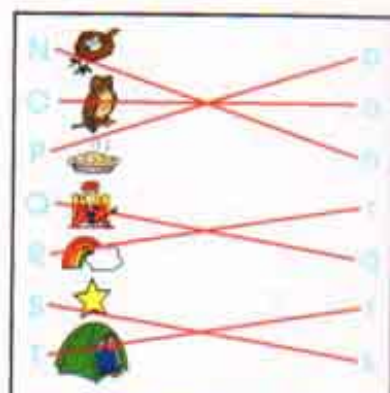
165



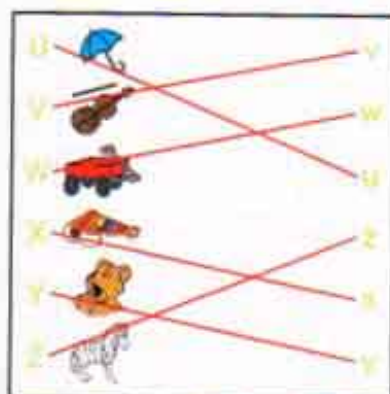
172



173



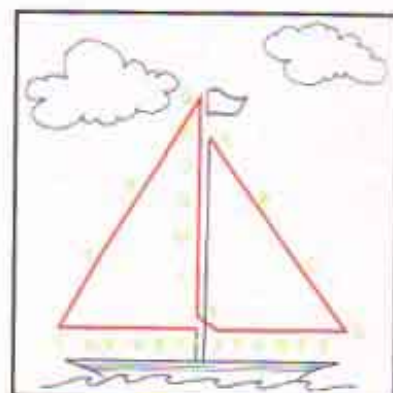
174



175



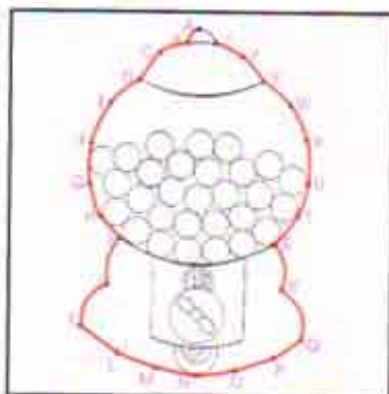
176



177



178



179



180



181



182



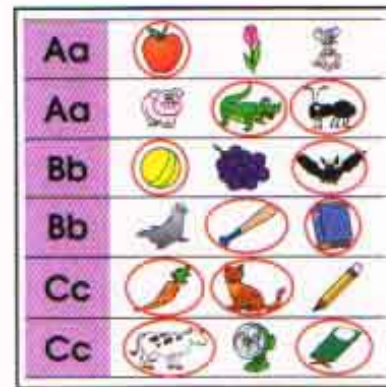
184



185



186




187




188



189



190



191



192



193



206



207



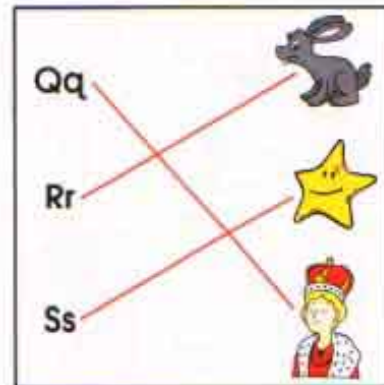
208



209



210



211



212




213



214



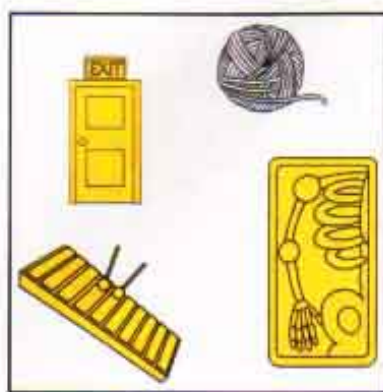
215



216



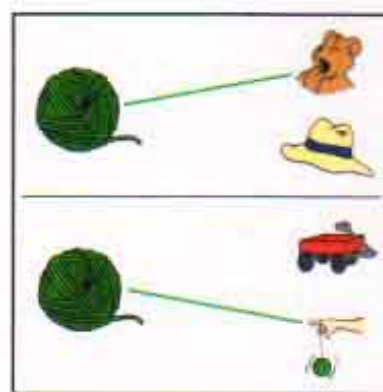
217



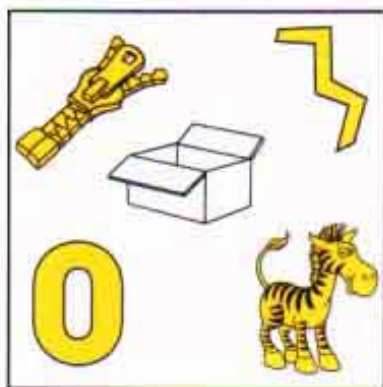
218



219



220



221



222



223



224



225



226



227




228



229



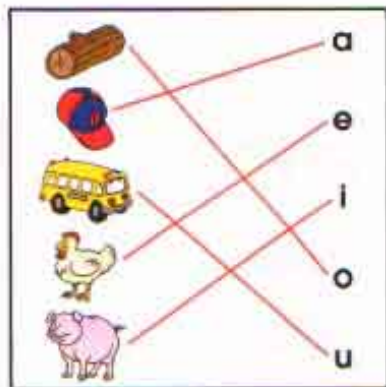
230



231



232



233



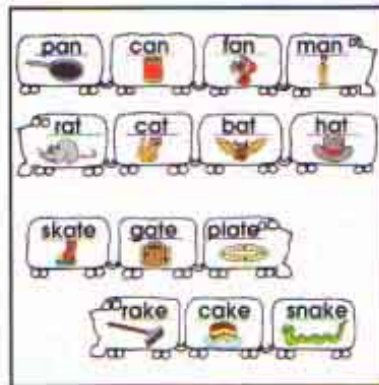
234



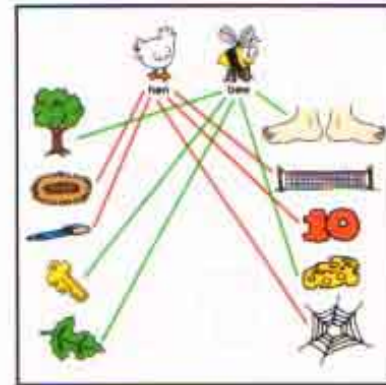
235



236



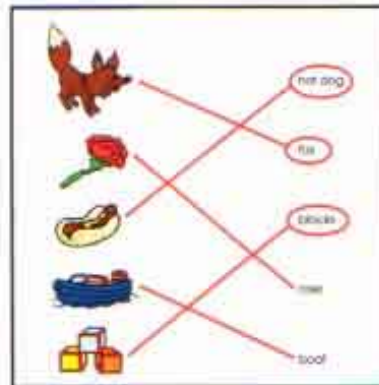
237



238



239



240



241



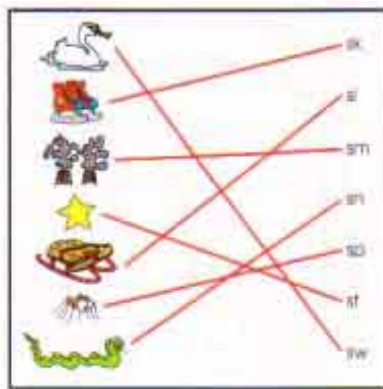
242



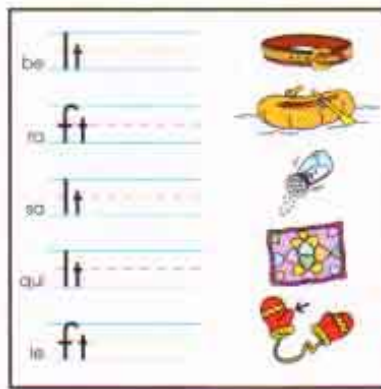
244



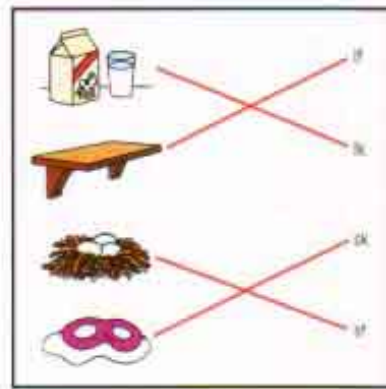
245



246



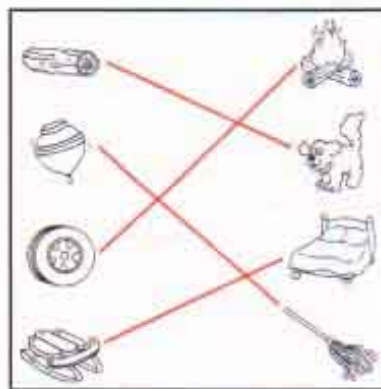
247



248



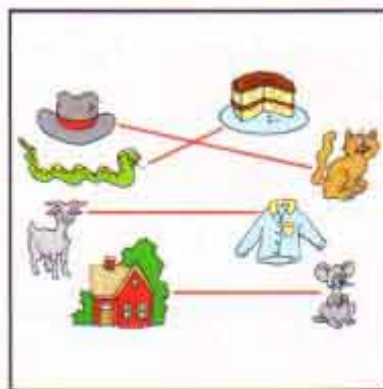
249



250



251



252



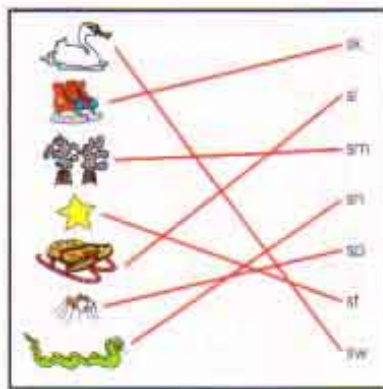
242



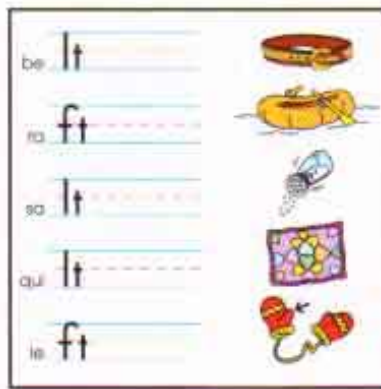
244



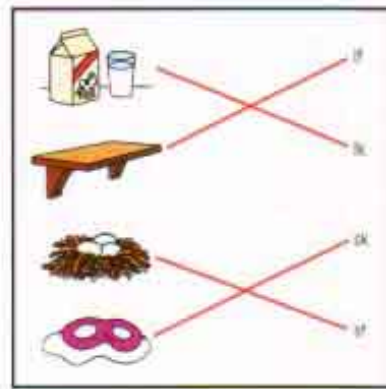
245



246



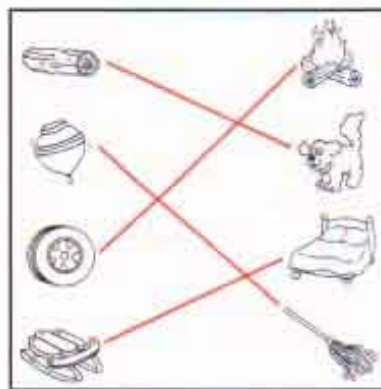
247



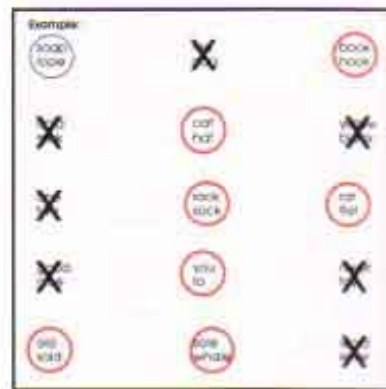
248



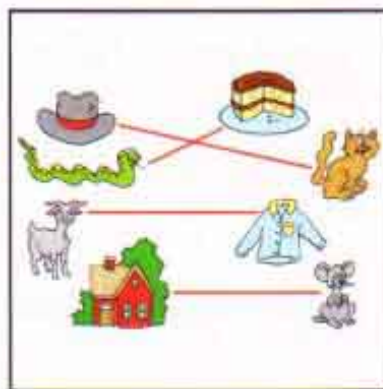
249



250



251



252

From the Premier Educational Publisher

THE COMPLETE BOOK OF THE ALPHABET

FINALLY...A KID-APPEALING BOOK THAT BRINGS THE POWER OF LETTERS DIRECTLY TO EARLY LEARNERS!

Designed by leading experts in education, this book offers children critical reading, phonics, and letter-recognition skills in fun, easy-to-understand lessons. Its systematic approach first teaches students how to recognize, trace, and write letters, and then learn the sounds the letters make as they complete a variety of exercises.

WHAT MAKES *THE COMPLETE BOOK OF THE ALPHABET* SO DIFFERENT FROM OTHER BOOKS?

It's the *most complete* book that offers:

- Practice and reinforcement of phonics and letter-recognition skills.
- Full-color, kid-appealing illustrations and exercises to help students succeed in reading.
- Review pages that evaluate student progress.
- A special section that features alphabet songs, rhymes, and activities to make learning the alphabet fun.

***THE COMPLETE BOOK OF THE ALPHABET*—THE ESSENTIAL GUIDE FOR EARLY LEARNING!**

ISBN 1-57768-603-9



5 1495



EAN

 School Specialty
Publishing

Visit our Web site at:

www.SchoolSpecialtyPublishing.com

U.S. \$14.95

Can. \$22.95

ISBN 1-57768-603-9



UPC